


PRODUCT DATASHEET DALI LS/PD LI

DALI LS/PD LI | Control units for light management systems



Areas of application

- Installation in industry and office luminaires
- Ceiling installation via LS/PD CI KIT or LS/PD AP KIT possible

Product benefits

- Small housing design
- Presence detection angle adjustable between 40...90° via integrated shutters

Product features

- Direct connection to DALI
- Light and presence sensor for luminaire installation
- Presence detection via passive IR element
- Light sensor operating range: 20...800 lx (measured at sensor)
- Function indicator with two-color LED
- Mounting height: 2...5 m

TECHNICAL DATA

Electrical data

| | |
|-----------------|------|
| Nominal voltage | 16 V |
| Mains frequency | 0 Hz |

Dimensions & Weight

| | |
|----------------|----------|
| Length | 48.00 mm |
| Width | 15.00 mm |
| Height | 17.00 mm |
| Product weight | 10.00 g |

Colors & materials

| | |
|---------------|------|
| Product color | Grey |
|---------------|------|

Temperatures & operating conditions

| | |
|---------------------------|--------------|
| Ambient temperature range | -20...+50 °C |
|---------------------------|--------------|

Capabilities

| | |
|-------------------------------|---|
| Dimmable | No |
| Maximum installation height | 5 m |
| Detection area | 6 m ¹⁾ |
| Detection angle | 80 ° |
| Type of installation | Ceiling integration/Luminaire integration |
| Operating range, light sensor | 20...800 lx |

¹⁾ Maximum diameter









Certificates & Standards

| | |
|---------------------------|------|
| Approval marks – approval | CE |
| Protection class | II |
| Type of protection | IP20 |

EQUIPMENT / ACCESSORIES

- Suitable for DALI Professional and DALIeco Control unit
- Attachable mounting frame for luminaire mounting from inside and outside

DOWNLOAD DATA

| Documents and certificates | | Document name |
|---|--|---|
|  | User instruction / safety instructions | 383606_Manual DALI LS/PD LI (PL-CZ-SK-SL) |
|  | User instruction / safety instructions | 377128_Manual DALI LS/PD LI (D-EN-ES-FR-IT) |
|  | User instruction / safety instructions | 383607_Manual DALI LS/PD LI (FI-DK-NO-SV) |
|  | User instruction / safety instructions | DALI LS/PD LI |
|  | Declarations of conformity | EU Declaration of Conformity 2019_9C1_2874588_EN_09 |
|  | Declarations of conformity | EC-DoC LMS Sensor Coupler and Sensor 9C1-3402820-EN-02 2019 |
|  | Declarations of conformity | 334811_Declaration of conformity – DALI PRO CONT-4 – DALI PRO PB Coupler – DALI PRO Sen |
| CAD/BIM files | | Document name |
|  | CAD data 3D PDF | 341822_CAD Data_DALileco LS/PD LI |

LOGISTICAL DATA

| Product code | Packaging unit (Pieces/Unit) | Dimensions (length x width x height) | Gross weight | Volume |
|---------------|------------------------------|--------------------------------------|--------------|----------------------|
| 4052899043954 | Folding box 1 | 160 mm x 40 mm x 35 mm | 40.00 g | 0.22 dm ³ |
| 4052899043961 | Shipping box 25 | 223 mm x 197 mm x 179 mm | 1131.00 g | 7.86 dm ³ |

The mentioned product code describes the smallest quantity unit which can be ordered. One shipping unit can contain one or more single products. When placing an order, for the quantity please enter single or multiples of a shipping unit.

DISCLAIMER

Subject to change without notice. Errors and omission excepted. Always make sure to use the most recent release.