

## PRODUCT DATASHEET

### DULUX T/E CONSTANT 42 W/830

OSRAM DULUX® T/E CONSTANT | CFLni, 3 tubes, with 4-pin base for ECG operation, Constant



#### Areas of application

- Street and city lighting
- Industrial lighting
- Hot luminaires
- Locations with special thermal requirements
- Outdoor applications only in suitable luminaires

#### Product benefits

- Excellent luminous flux at high and low ambient temperatures
- Improved maintenance

#### Product features

- Good color rendering index
- Luminous flux > 90 % in a temperature range from +10...+70 °C
- Dimmable (3...100 %)
- Short and compact pin-base lamp with triple-turn tubes
- Single-ended four-pin plug-in GX24q base with shortened base casing



## TECHNICAL DATA

### Electrical data

Nominal wattage	42 W
Construction wattage	43.40 W
Nominal voltage	135 V
Nominal current	0.32 A

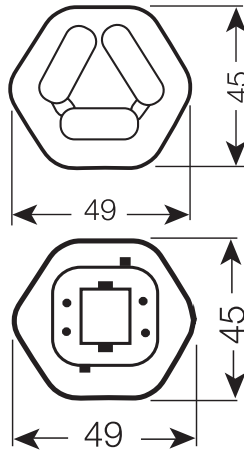
### Photometrical data

Luminous flux	3050 lm
Luminous efficacy	70 lm/W
Light color (designation)	LUMILUX Warm White
Color temperature	3000 K
Color rendering index Ra	≥80
Light color	830
Rated LLMF at 2,000 h	0.90
Rated LLMF at 4,000 h	0.84
Rated LLMF at 6,000 h	0.83
Rated LLMF at 8,000 h	0.81
Rated LLMF at 12,000 h	0.79
Rated LLMF at 16,000 h	0.78
Rated LLMF at 20,000 h	0.77



349617\_FL\_830

### Dimensions & Weight



Overall length	165.00 mm
Length with base excl. base pins/connection	149,00 mm
Diameter	12.00 mm
Tube diameter	12 mm
Product weight	78.5 g

### Temperatures & operating conditions

Ambient temperature range	-5...+40 °C
---------------------------	-------------

### Lifespan

Service life	13000 h
Rated lamp survival factor at 2,000 h	0.99
Rated lamp survival factor at 4,000 h	0.99
Rated lamp survival factor at 6,000 h	0.99
Rated lamp survival factor at 8,000 h	0.99
Rated lamp survival factor at 12,000 h	0.95
Rated lamp survival factor at 16,000	0.81
Rated lamp survival factor at 20,000 h	0.50
Lifespan B50	20000 h

### Additional product data

Base (standard designation)	GX24q-4
Mercury content	3.0 mg
Product remark	For ECG operation only

## Capabilities

Dimmable	Yes
----------	-----

## Certificates & Standards

Energy efficiency class	G
Energy consumption	44.00 kWh/1000h

## Country-specific categorizations

ILCOS	FSMH//L//H-42/830-/P/-GX24q-4
Order reference	DULUX T/E 42W/8

## Energy labelling regulation data acc EU 2019/2015

Lighting technology used	CFLNI
Non-directional or directional	NDLS
Mains or non-mains	NMLS
Light source cap-type (or other electric interface)	GX24q-4
Connected light source (CLS)	No
Color-tuneable light source	No
Envelope	No
High luminance light source	No
Anti-glare shield	No
Correlated colour temperature type	SINGLE_VALUE
Claim of equivalent power	No
Length	165.00 mm
Height	12.00 mm
Width	12.00 mm
Chromaticity coordinate x	0,440
Chromaticity coordinate y	0,403
Beam angle correspondence	SPHERE_360
EPREL ID	546480
Model number	AC34255


## EQUIPMENT / ACCESSORIES

– Suitable for operation on electronic control gear


## Safety advice

– In case of lamp breakage: [www.ledvance.com/brokenlamp](http://www.ledvance.com/brokenlamp)

**DOWNLOAD DATA**

Documents and certificates		Document name
	Declarations of conformity	EC Declaration of Conformity - 2021 9C1-4077884-EN-00 - DULUX T

---

Photometric and lighting design files		Document name
	Spectral power distribution	349617_FL_830

**LOGISTICAL DATA**

Product code	Packaging unit (Pieces/Unit)	Dimensions (length x width x height)	Gross weight	Volume
4050300425580	Folding box 1	45 mm x 48 mm x 173 mm	104.00 g	0.37 dm <sup>3</sup>
4050300425597	Shipping box 10	240 mm x 102 mm x 190 mm	1134.50 g	4.65 dm <sup>3</sup>

The mentioned product code describes the smallest quantity unit which can be ordered. One shipping unit can contain one or more single products. When placing an order, for the quantity please enter single or multiples of a shipping unit.

**DISCLAIMER**

Subject to change without notice. Errors and omission excepted. Always make sure to use the most recent release.