

## PRODUCT DATASHEET

### LED Base Classic B 40 4.9W 840 Frosted E14

LED BASE CLASSIC B | LED lamps, classic mini-candle shape



#### Areas of application

- General illumination
- Domestic applications
- Chandeliers
- Outdoor use in suitable outdoor luminaires only

#### Product benefits

- Lower thermal output (compared with the standard reference product)
- Lower energy consumption than incandescent or halogen lamps
- Shockproof and vibration-proof thanks to LED technology
- No UV and near-IR radiation in the light beam
- Instant 100 % light, no warm-up time
- Simple direct replacement for conventional incandescent lamps

#### Product features

- Professional LED lamps for line voltage
- Not suitable for use with dimmers
- Good color rendering CRI  $\geq 80$  and color stability throughout the life of the lamp
- Base: E14, B22d
- Mercury-free lamps



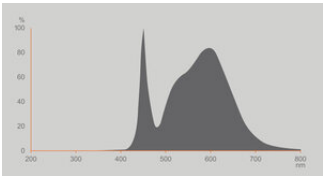
TECHNICAL DATA

Electrical data

Nominal wattage	4.9 W
Construction wattage	4.90 W
Nominal voltage	220...240 V
Operating mode	AC Mains
Claimed equiv. conventional lamp power	40 W
Nominal current	45 mA
Type of current	AC
Inrush current	5.88 A
Operating frequency	50...60 Hz
Mains frequency	50...60 Hz
Max. lamp number on MCB B10 A	88
Max. lamp number on MCB B16 A	114
Total harmonic distortion	147.7 %
Power factor $\lambda$	0.51

Photometrical data

Luminous flux	470 lm
Luminous efficacy	95 lm/W
Lumen main.fact.at end of nom.life time	0.93
Light color (designation)	Cool White
Color temperature	4000 K
Color rendering index Ra	80
Light color	840
Standard deviation of color matching	≤6 sdcn
Flickering metric (Pst LM)	1.0
Stroboscope effect metric (SVM)	0.4



LISO-DC LN SF 1500 45W 4000K

## Light technical data

Beam angle	220 °
Warm-up time (60 %)	0.50 s
Starting time	< 0.5 s

## Dimensions &amp; Weight

Overall length	103.00 mm
Diameter	35.00 mm
Maximum diameter	35 mm
Product weight	16.00 g

## Temperatures &amp; operating conditions

Ambient temperature range	-20...+40 °C
Maximum temperature at tc test point	90 °C

## Lifespan

Lifespan L70/B50 at 25 °C	10000 h
Number of switching cycles	100000
Lumen maintenance at end of service lifetime	0.93

## Additional product data

Base (standard designation)	E14
Mercury content	0.0 mg
Mercury-free	Yes
Design / version	Frosted
Product remark	All technical parameters apply to the entire lamp / Due to the complex production process for light-emitting diodes, the typical values shown for the technical LED parameters are purely statistical values that do not necessarily match the actual technical parameters of each individual product, which can vary from the typical value

## Capabilities

Dimmable	No
----------	----

## Certificates & Standards

Energy efficiency class	F 1)
Energy consumption	5.00 kWh/1000h
Type of protection	IP20
Standards	CE / UKCA / EAC
Photobiological safety group acc. to EN62778	RG1

1) Energy efficiency class (EEC) on a scale of A (highest efficiency) to G (lowest efficiency)

## Country-specific categorizations

ILCOS	DRBB/F-5-220-240-E14-106
Order reference	BASECLB40 4,9W/

## LOGISTICAL DATA

Temperature range at storage	-20...+80 °C
------------------------------	--------------

## Energy labelling regulation data acc EU 2019/2015






Lighting technology used	LED
Non-directional or directional	NDLS
Mains or non-mains	MLS
Light source cap-type (or other electric interface)	E14
Connected light source (CLS)	No
Color-tuneable light source	No
Envelope	No
High luminance light source	No
Anti-glare shield	No
Correlated colour temperature type	SINGLE_VALUE
Standby power	0.00 W
Claim of equivalent power	Yes
Length	103.00 mm
Height	35.00 mm
Width	35.00 mm
Chromaticity coordinate x	0.3818
Chromaticity coordinate y	0.3797
R9 Colour rendering index	1
Beam angle correspondence	SPHERE_360
Survival factor	0.90

Displacement factor	0.921
LED light source replaces a fluorescent light source	No
EPREL ID	1403232,523317,1351515,1838233,2187367
Model number	AC31159,AC45013,AC24718,AC56449,AC70651

### Safety advice

- Do not touch the lamp if broken.
- Must not be used if outer bulb is defective.

### DOWNLOAD DATA

Documents and certificates		Document name
	Declarations of conformity	Classic A_B_P 15000h FR
	Declarations of conformity	LED CLASSIC
	Declarations of conformity	CE declaration lamps
	Declarations of conformity UKCA	LED CLASSIC
Photometric and lighting design files		Document name
	Spectral power distribution	LISO-DC LN SF 1500 45W 4000K

### LOGISTICAL DATA

Product code	Packaging unit (Pieces/Unit)	Dimensions (length x width x height)	Gross weight	Volume
4058075819610	Folding box 4	39 mm x 151 mm x 138 mm	83.00 g	0.81 dm <sup>3</sup>
4058075819627	Shipping box 40	312 mm x 201 mm x 117 mm	954.00 g	7.34 dm <sup>3</sup>

The mentioned product code describes the smallest quantity unit which can be ordered. One shipping unit can contain one or more single products. When placing an order, for the quantity please enter single or multiples of a shipping unit.

### DISCLAIMER

Subject to change without notice. Errors and omission excepted. Always make sure to use the most recent release.