

PRODUCT DATASHEET

DULUX LED D/E26 HF & AC MAINS 10W 830 G24Q-3

OSRAM DULUX LED D/E HF & AC MAINS | LED replacement for CFLni with 4-pin G24q base for ECG



Areas of application

- Supermarkets and department stores
- Walkways and corridors
- Hotels, restaurants

Product benefits

- Easy installation
- Low energy consumption
- Easy relamping thanks to compact design
- Operation directly on 230 V AC mains possible

Product features

- LED replacement for conventional compact fluorescent lamps for use in ECG luminaires or on AC mains
- Single-ended four-pin plug-in G24q base
- Rotatable base around its longitudinal axis ($\pm 90^\circ$)
- Lifetime up to 30,000 h
- Type of protection: IP20
- Mercury-free lamps



TECHNICAL DATA

Electrical data

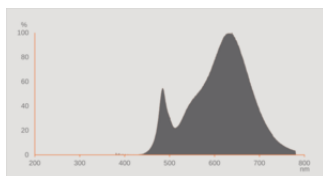
Nominal wattage	10 W
Construction wattage	10.00 W
Nominal voltage	220...240 V
Operating mode	ECG, AC Mains ¹⁾
Claimed equiv. conventional lamp power	26 W
Nominal current	45 mA
Type of current	AC
Inrush current	5 A
Suitable for DC input	Yes
Input voltage DC	186...260 V ²⁾
Operating frequency	50/60 Hz
Mains frequency	50/60 Hz
Max. lamp number on MCB B10 A	200
Max. lamp number on MCB B16 A	300
Total harmonic distortion	≤ 30 %
Power factor λ	> 0.90

1) Check ECG compatibility at [ledvance.com/compatibility](https://www.ledvance.com/compatibility)

2) Permitted voltage range

Photometrical data

Luminous flux	990 lm
Nominal useful luminous flux 90°	990 lm
Luminous efficacy	99 lm/W
Lumen main.fact.at end of nom.life time	0.70
Light color (designation)	Warm White
Color temperature	3000 K
Color rendering index Ra	80
Light color	830
Standard deviation of color matching	≤6 sdc _m
Flickering metric (Pst LM)	1.0
Stroboscope effect metric (SVM)	0.4



EPREL data spectral diagram PROF LEDr 3000K

Light technical data

Beam angle	120 °
Warm-up time (60 %)	< 0.50 s
Starting time	< 0.5 s

Dimensions & Weight



Overall length	169.80 mm
Diameter	33.00 mm
Tube diameter	33,0 mm
Maximum diameter	33 mm
Product weight	99.00 g

Temperatures & operating conditions

Ambient temperature range	-20...+45 °C ¹⁾
Maximum temperature at tc test point	75 °C

¹⁾ Temperature surrounding the lamp - for enclosed luminaires: temperature inside of the luminaire

Lifespan

Lifespan L70/B50 at 25 °C	30000 h
Number of switching cycles	200000
Lumen maintenance at end of service lifetime	0.70
Rated lamp survival factor at 6,000 h	≥ 0.90

Additional product data

Base (standard designation)	G24q-3
Mercury content	0.0 mg
Mercury-free	Yes
Design / version	Frosted

Capabilities

Dimmable	No
----------	----

Certificates & Standards

Energy efficiency class	F 1)
Energy consumption	10.00 kWh/1000h
Type of protection	IP20
Standards	CE / EAC / UKCA
Photobiological safety group acc. to EN62778	RG0

1) Energy efficiency class (EEC) on a scale of A (highest efficiency) to G (lowest efficiency)

Country-specific categorizations

Order reference	DULUX LED D/E26
-----------------	-----------------

LOGISTICAL DATA

Temperature range at storage	-20...+80 °C
------------------------------	--------------

Energy labelling regulation data acc EU 2019/2015








Lighting technology used	LED
Non-directional or directional	NDLS
Mains or non-mains	MLS
Light source cap-type (or other electric interface)	G24q-3
Connected light source (CLS)	No
Color-tuneable light source	No
Envelope	No
High luminance light source	No
Anti-glare shield	No
Correlated colour temperature type	SINGLE_VALUE
Standby power	0 W
Claim of equivalent power	No
Length	169.80 mm
Height	33.00 mm






Width	33.00 mm
Chromaticity coordinate x	0.433
Chromaticity coordinate y	0.403
R9 Colour rendering index	0.00
Beam angle correspondence	SPHERE_360
Survival factor	0.90
Displacement factor	0.90
LED light source replaces a fluorescent light source	No
EPREL ID	604654,1412843,2206869
Model number	AC35188,AC47832,AC71191

Safety advice

- Always check the latest update of the compatibility list available on www.ledvance.com/ecg-compatibility.
- Not suitable for operation with conventional control gear.
- The operating temperature range of DULUX LED is restricted. In case of doubt regarding suitability of the application please measure Tc temperature on the product prior to installation.
- All electrical connections must be made by a qualified person.
- Not suitable for emergency lighting.
- Do not touch the lamp if broken.
- Must not be used if outer bulb is defective.

DOWNLOAD DATA

	Documents and certificates	Document name
	User instruction / safety instructions	OSRAM DULUX D/E LED
	Extended installation guide	Installation instructions LED TUBE T8, T5 und DULUX LED 2024 10 EN
	Legal information	Informationstext 18 Abs 4 ElektroG
	Declarations of conformity	DULUX LED
	Declarations of conformity	LEDTUBE
	Declarations of conformity UKCA	DULUX LED
	Declarations of conformity UKCA	DULUX LED

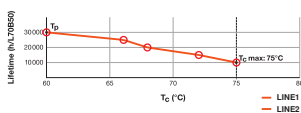
Documents and certificates		Document name
	Declarations of conformity UKCA	LEDTUBE
Photometric and lighting design files		Document name
	IES file (IES)	DULUXDE26LED10W830230VHFG24Q-3
	LDT file (Eulumdat)	DULUXDE26LED10W830230VHFG24Q-3
	Light distribution curve type polar	DULUXDE26LED10W830230VHFG24Q-3
	Spectral power distribution	EPREL data spectral diagram PROF LEDr 3000K

LOGISTICAL DATA

Product code	Packaging unit (Pieces/Unit)	Dimensions (length x width x height)	Gross weight	Volume
4058075559172	Folding box 1	37 mm x 49 mm x 174 mm	114.00 g	0.32 dm ³
4058075559189	Shipping box 10	203 mm x 110 mm x 186 mm	1340.00 g	4.15 dm ³

The mentioned product code describes the smallest quantity unit which can be ordered. One shipping unit can contain one or more single products. When placing an order, for the quantity please enter single or multiples of a shipping unit.

ADDITIONAL CATALOG INFORMATION



DISCLAIMER

Subject to change without notice. Errors and omission excepted. Always make sure to use the most recent release.