

PRODUCT DATASHEET

DULUX LED D10 EM & AC MAINS 5W 840 G24D-1

OSRAM DULUX LED D EM & AC MAINS | LED replacement for CFLni with 2-pin G24d base for CCG



Areas of application

- Supermarkets and department stores
- Walkways and corridors
- Hotels, restaurants

Product benefits

- Easy installation
- Low energy consumption
- Easy relamping thanks to compact design
- Operation directly on 230 V AC mains possible

Product features

- LED replacement for conventional compact fluorescent lamps for use in CCG luminaires or on AC mains
- Rotatable base around its longitudinal axis ($\pm 90^\circ$)
- Lifetime up to 30,000 h
- Single-ended two-pin plug-in G24d base
- Type of protection: IP20
- Mercury-free lamps



TECHNICAL DATA

Electrical data

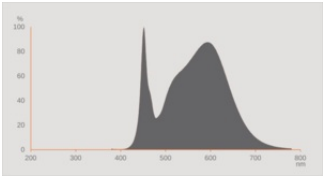
| | |
|----------------------------------------------------------|-------------------------------------|
| Nominal wattage | 5 W |
| Construction wattage | 5.00 W |
| Nominal voltage | 220...240 V |
| Operating mode | Conventional control gear (CCG), AC |
| Claimed equiv. conventional lamp power | 10 W |
| Nominal current | 23 mA |
| Type of current | AC |
| Inrush current | 13.7 A |
| Suitable for DC input | Yes |
| Input voltage DC | 186...260 V ¹⁾ |
| Operating frequency | 50/60 Hz |
| Mains frequency | 50/60 Hz |
| Max. lamp number on MCB B10 A | 41 |
| Max. lamp number on MCB B10 A - CCG without compensation | 138 |
| Max. lamp number on MCB B10 A - CCG with compensation | 10 |
| Max. lamp number on MCB B16 A | 51 |
| Max. lamp number on MCB B16 A - CCG without compensation | 221 |
| Max. lamp number on MCB B16 A - CCG with compensation | 12 |
| Total harmonic distortion | ≤ 30 % |
| Power factor λ | > 0.90 |

¹⁾ Permitted voltage range

Photometrical data

| | |
|-----------------------------------------|------------|
| Luminous flux | 600 lm |
| Nominal useful luminous flux 90° | 600 lm |
| Luminous efficacy | 120 lm/W |
| Lumen main.fact.at end of nom.life time | 0.70 |
| Light color (designation) | Cool White |
| Color temperature | 4000 K |
| Color rendering index Ra | 80 |
| Light color | 840 |
| Standard deviation of color matching | ≤6 sdcn |
| Flickering metric (Pst LM) | 1.0 |

| | |
|---------------------------------|-----|
| Stroboscope effect metric (SVM) | 0.4 |
|---------------------------------|-----|



EPREL data spectral diagram PROF
LEDr 4000K

Light technical data

| | |
|---------------------|----------|
| Beam angle | 120 ° |
| Warm-up time (60 %) | < 0.50 s |
| Starting time | < 0.5 s |

Dimensions & Weight



| | |
|------------------|-----------|
| Overall length | 110.00 mm |
| Diameter | 35.00 mm |
| Tube diameter | 27,0 mm |
| Maximum diameter | 35 mm |
| Product weight | 42.5 g |

Temperatures & operating conditions

| | |
|--------------------------------------|----------------------------|
| Ambient temperature range | -20...+45 °C ¹⁾ |
| Maximum temperature at tc test point | 72 °C |

1) Temperature surrounding the lamp - for enclosed luminaires: temperature inside of the luminaire

Lifespan

| | |
|----------------------------|---------|
| Lifespan L70/B50 at 25 °C | 30000 h |
| Number of switching cycles | 200000 |

| | |
|----------------------------------------------|--------|
| Lumen maintenance at end of service lifetime | 0.70 |
| Rated lamp survival factor at 6,000 h | ≥ 0.90 |

Additional product data

| | |
|-----------------------------|---------|
| Base (standard designation) | G24d-1 |
| Mercury content | 0.0 mg |
| Mercury-free | Yes |
| Design / version | Frosted |

Capabilities

| | |
|----------|----|
| Dimmable | No |
|----------|----|

Certificates & Standards

| | |
|----------------------------------------------|-----------------|
| Energy efficiency class | E ¹⁾ |
| Energy consumption | 5.00 kWh/1000h |
| Type of protection | IP20 |
| Standards | CE / EAC / UKCA |
| Photobiological safety group acc. to EN62778 | RG0 |

¹⁾ Energy efficiency class (EEC) on a scale of A (highest efficiency) to G (lowest efficiency)

Country-specific categorizations

| | |
|-----------------|-----------------|
| Order reference | DULUX LED D10 E |
|-----------------|-----------------|

LOGISTICAL DATA

| | |
|------------------------------|--------------|
| Temperature range at storage | -20...+80 °C |
|------------------------------|--------------|

Energy labelling regulation data acc EU 2019/2015







| | |
|-----------------------------------------------------|--------------|
| Lighting technology used | LED |
| Non-directional or directional | NDLS |
| Mains or non-mains | MLS |
| Light source cap-type (or other electric interface) | G24d-1 |
| Connected light source (CLS) | No |
| Color-tuneable light source | No |
| Envelope | No |
| High luminance light source | No |
| Anti-glare shield | No |
| Correlated colour temperature type | SINGLE_VALUE |







| | |
|------------------------------------------------------|---------------------------------|
| Claim of equivalent power | No |
| Length | 110.00 mm |
| Height | 35.00 mm |
| Width | 35.00 mm |
| Chromaticity coordinate x | 0.381 |
| Chromaticity coordinate y | 0.379 |
| R9 Colour rendering index | 0.00 |
| Beam angle correspondence | SPHERE_360 |
| Survival factor | 0.90 |
| Displacement factor | 0.90 |
| LED light source replaces a fluorescent light source | No |
| EPREL ID | 1404745,1412858,2206812,2324456 |
| Model number | AC46413,AC47815,AC71072,AC81492 |

Safety advice

- Not suitable for tandem operation.
- The operating temperature range of DULUX LED is restricted. In case of doubt regarding suitability of the application please measure Tc temperature on the product prior to installation.
- All electrical connections must be made by a qualified person.
- Not suitable for emergency lighting.
- Do not touch the lamp if broken.
- Must not be used if outer bulb is defective.

DOWNLOAD DATA

| | Documents and certificates | Document name |
|------------------------------------------------------------------------------------|----------------------------------------|------------------------------------|
|  | User instruction / safety instructions | DULUX LED D EM |
|  | Legal information | Informationstext 18 Abs 4 ElektroG |
|  | Declarations of conformity | DULUX LED |
|  | Declarations of conformity | LEDTUBE |
|  | Declarations of conformity UKCA | DULUX LED |
|  | Declarations of conformity UKCA | LEDTUBE |

| Photometric and lighting design files | | Document name |
|----------------------------------------------------------------------------------|-------------------------------------|---------------------------------------------|
|  | IES file (IES) | DULUX LED D10 EM 5W 840 G24D-1 OSRAM |
|  | LDT file (Eulumdat) | DULUX LED D10 EM 5W 840 G24D-1 OSRAM |
|  | UGR file (UGR table) | DULUX LED D10 EM 5W 840 G24D-1 OSRAM |
|  | Light distribution curve type cone | DULUX LED D10 EM 5W 840 G24D-1 OSRAM |
|  | Light distribution curve type polar | DULUX LED D10 EM 5W 840 G24D-1 OSRAM |
|  | Spectral power distribution | EPREL data spectral diagram PROF LEDr 4000K |

LOGISTICAL DATA

| Product code | Packaging unit (Pieces/Unit) | Dimensions (length x width x height) | Gross weight | Volume |
|---------------|------------------------------|--------------------------------------|--------------|----------------------|
| 4058075823358 | Folding box 1 | 37 mm x 49 mm x 114 mm | 53.00 g | 0.21 dm ³ |
| 4058075823365 | Shipping box 10 | 203 mm x 110 mm x 128 mm | 613.00 g | 2.86 dm ³ |

The mentioned product code describes the smallest quantity unit which can be ordered. One shipping unit can contain one or more single products. When placing an order, for the quantity please enter single or multiples of a shipping unit.

DISCLAIMER

Subject to change without notice. Errors and omission excepted. Always make sure to use the most recent release.