

PRODUCT DATASHEET

Decor Curve Felt Wall 20W 830 Dark Grey

Decor Curve Felt | Decorative luminaires made of felt with integrated LED



Areas of application

- Indoor applications
- Corridors, entrance areas, stairwells, living rooms, basements
- Bedrooms

Product benefits

- Eye-catching luminaire made of felt
- Design delights your home with a warm atmosphere
- Different types of luminaires with the same design language maintain a consistent style at home
- Easy mounting

Product features

- Housing material: felt and metal
- Textile cable
- High-power LED
- Color temperature: 3,000 K



TECHNICAL DATA

Electrical data

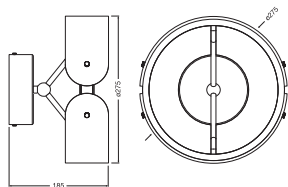
Nominal wattage	20.00 W
Nominal voltage	220...240 V
Mains frequency	50...60 Hz
Nominal current	90.000 mA
Inrush current time T _{h50}	192 µs
Max. number of luminaires per miniature circuit breaker B16	387
Max. number of luminaires per miniature circuit breaker C10	242
Max. number of luminaires per miniature circuit breaker C16	387
Protection class	II
Operating mode	Mains voltage

Photometrical data

Luminous flux	530 lm
Total luminous flux of contained light sources	2000 lm
Luminous efficacy	27 lm/W
Color temperature	3000 K
Light color (designation)	Warm White
Color rendering index Ra	> 80
Beam angle	93.00 °

Dimensions & Weight

Length	275.00 mm
Width	185.00 mm
Height	275.00 mm
Product weight	700.00 g



DECOR CURVE FELT WALL 830
DG

Materials & Colors

Product color	Dark gray
Housing color	Dark gray
Body material	Felt Aluminium
Cover material	Silicone
Glow Wire Test according to IEC 60695-2-12	650 °C

Application & Mounting

Ambient temperature range	-20...+40 °C
Temperature range at storage	-20...+80 °C
Type of connection	Terminal, 2-Pole (L, N)
Type of protection	IP20
Protection class IK (shock resistance)	IK03
Dimmable	No
Mounting type	Surface
Mounting location	Wall
Application environment	Indoor
With light source	Yes
Replaceable light source	No

Lifespan

Lifespan L70/B50 at 25 °C	30000 h ¹⁾
---------------------------	-----------------------

¹⁾ t[h]: L70 / B50 @ 25 °C (Ta), t[h]: L80 / B10 @ 25 °C (Ta), t[h]: L90 / B10 @ 25 °C (Ta)




Certificates & Standards

Standards	CE / UKCA
Replaceable light source (EPREL)	Not replaceable

Safety advice

- All electrical connections must be made by a qualified person.
- Caution, risk of electric shock.
- Check wall-ceiling for suitability. If uncertain, seek professional advice.

DOWNLOAD DATA

Documents and certificates		Document name
	User instruction / safety instructions	DECOR CURVE FELT WALL+CEILING+PENDANT
	Declarations of conformity	LUM DECOR holder series
	Declarations of conformity UKCA	LUM DECOR holder series

LOGISTICAL DATA

Product code	Packaging unit (Pieces/Unit)	Dimensions (length x width x height)	Gross weight	Volume
4058075847569	Folding box 1	290 mm x 290 mm x 193 mm	1036.00 g	16.23 dm ³
4058075847576	Shipping box 4	596 mm x 306 mm x 408 mm	5151.00 g	74.41 dm ³

The mentioned product code describes the smallest quantity unit which can be ordered. One shipping unit can contain one or more single products. When placing an order, for the quantity please enter single or multiples of a shipping unit.

DISCLAIMER

Subject to change without notice. Errors and omission excepted. Always make sure to use the most recent release.