

PRODUCT DATASHEET

DP HE EL 1500 P 40W ML 840 IP65

DAMP PROOF HIGH EFFICIENCY EMERGENCY | Robust damp-proof luminaires with very high efficiency and integrated emergency lighting function



Areas of application

- Emergency illumination of escape routes
- Antipanic lighting
- Buildings requiring up to 3 h emergency light operation
- Industrial and storage facilities
- Workshops, assembly lines
- Passages, underpasses
- Parking garages
- Underground parking



Product benefits

- Seamless integration of luminaires with emergency lighting function into general lighting
- Easy wiring thanks to included prewired driver and battery for Emergency lighting function
- Simple testing of luminaires with emergency lighting function thanks to integrated automatic test function
- Convenient visualization of results of automatic test with an included control LED
- Operation of integrated emergency lighting function with long life LiFePO4 battery with 3h battery discharge time
- Uniform light distribution
- Enables participation in funding programs in certain countries to replace light source and driver
- Easy installation, no tools required for connection
- Energy savings up to 68 % (compared to luminaires that use fluorescent lamps)

Product features

- Luminaire suited for normal lighting and emergency lighting
- Certified according to European norms (EN 60598-1:2020; EN 60598-2-22:2021)
- Self-contained luminaires



- Luminous flux in emergency operation mode: 450 lm
- Emergency lighting function: battery discharge time of 3 h
- Function test of emergency lighting: automatic (AT)
- Battery technology: LiFePO4
- Housing and diffuser material: polycarbonate (PC)
- Multi Lumen function: power steps selectable
- Compatible to Zhaga Book 26 LED light sources
- Beam angle: 120°
- Protection rating: IP65

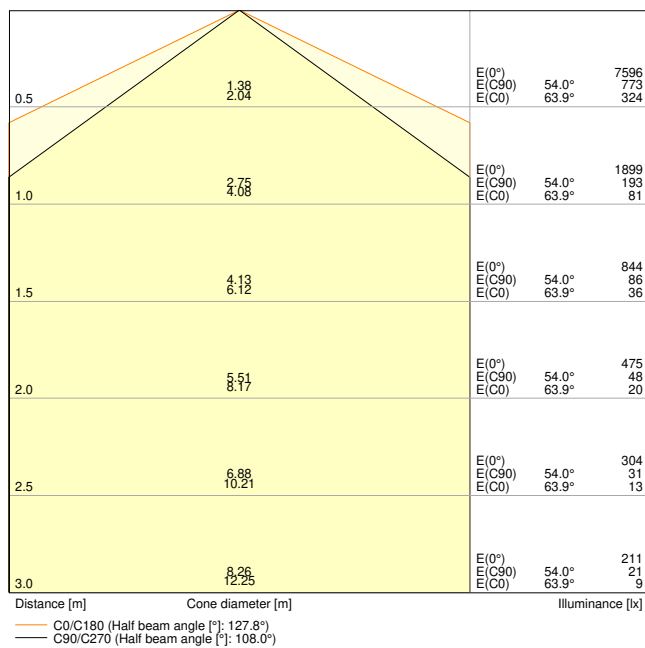
TECHNICAL DATA

Electrical data

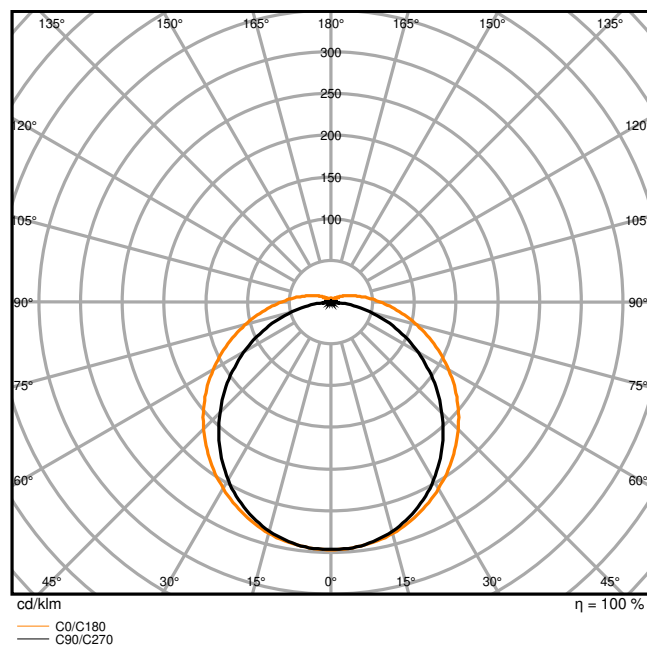
Nominal wattage	39.8 W / 35.6 W / 31.7 W / 27.5 W / 24.0 W / 20.6 W / 16.6 W
Nominal voltage	220...240 V
Mains frequency	50/60 Hz
Nominal current	175/165/150/130/115/100/85 mA
Inrush current	9.8 A
Inrush current time T_{h50}	565 μ s
Max. number of luminaires per miniature circuit breaker B16	14
Max. number of luminaires per miniature circuit breaker C10	15
Max. number of luminaires per miniature circuit breaker C16	25
Power factor λ	> 0.90
Total harmonic distortion	< 15 %
Protection class	I
Operating mode	Integrated LED driver

Photometrical data

Luminous flux	6400 lm / 5700 lm / 5070 lm / 4360 lm / 3810 lm / 3240 lm / 2590 lm
Luminous efficacy	161 lm/W / 160 lm/W / 159 lm/W / 157 lm/W / 156 lm/W
Color temperature	4000 K
Light color (designation)	Cool White
Color rendering index Ra	≥ 80
Standard deviation of color matching	< 4 sdc _m
Low flicker	Yes
Flickering metric (Pst LM)	< 1
Stroboscope effect metric (SVM)	< 0.4
Photobiological safety group acc. to EN62778	RG1
Beam angle	120 °



DP HE EM 1500 P 40W ML 840 IP65



DP HE EM 1500 P 40W ML 840 IP65

Adjustable attributes

Nominal wattage	Color temperature	Luminous flux	Luminous efficacy
39.8 W	4000 K	6400 lm	161 lm/W
35.6 W	4000 K	5700 lm	160 lm/W
31.7 W	4000 K	5070 lm	160 lm/W
27.5 W	4000 K	4360 lm	159 lm/W
24.0 W	4000 K	3810 lm	159 lm/W
20.6 W	4000 K	3240 lm	157 lm/W
16.6 W	4000 K	2590 lm	156 lm/W

Dimensions & Weight

Length	1500.00 mm
Width	82.00 mm
Height	68.00 mm
Product weight	1930.00 g



Materials & Colors

Product color	Gray
Housing color	Gray
Body material	Polycarbonate (PC)
Cover material	Polycarbonate (PC)
Light emitting surface material	Polycarbonate (PC)
Glow Wire Test according to IEC 60695-2-12	850 °C
Mercury content	0.0 mg

Application & Mounting

Ambient temperature range	+5...+35 °C
Temperature range at storage	-20...+80 °C
Type of connection	Screwless terminal, 5-Pole
Type of protection	IP65
Protection class IK (shock resistance)	IK08
Dimmable	No
Mounting type	Suspended/Surface
Mounting location	Ceiling
Application environment	Indoor
With light source	Yes
Replaceable light source	Yes

Lifespan

Lifespan L70/B50 at 25 °C	100000 h ¹⁾
Lifespan L80/B10 at 25 °C	100000 h ¹⁾
Lifespan L80/B50 at 25 °C	100000 h
Lifespan L90/B10 at 25 °C	59000 h
Number of switching cycles	100000

¹⁾ t[h]: L70 / B50 @ 25 °C (Ta), t[h]: L80 / B10 @ 25 °C (Ta), t[h]: L90 / B10 @ 25 °C (Ta)

Control gear

Output current	250 mA
ECG - Output ripple current	< 5 %

BATTERY

Type of Battery	LiFePO4
Battery size [GMS]	Others
Nominal voltage of battery	3.2 V
Nominal capacity of battery	6000 mAh
Battery charging time	24 h

Emergency lighting

Type of Emergency Lighting (EL)	EL unit (battery and controller) for decentral operation included
Area of emergency application	Anti-panic lighting / Escape route lighting
Type of emergency light operation	Maintained / Non-maintained
Type of emergency operation test	Automatic
Wattage in maintained operation mode	40 W
Wattage in emergency operation mode	3 W
Luminous flux in maintained operation mode	6400 lm
Luminous flux in emergency operation mode	450 lm
Battery life in emergency operation mode	3 h

Certificates & Standards

Standards	CE / CB / ENEC / UKCA / EAC
Luminaire with limited surface temperature, "D sign"	Yes
Ball shot safe	No
Replaceable light source (EPREL)	Only by an expert

Additional product data

Added function	EVERLOOP / MULTI SELECT
----------------	-------------------------

EQUIPMENT / ACCESSORIES

- Mounting brackets, Antitheft protection, triangle, 2nd cable gland and 2 grommets included
- EVERLOOP luminaire: upgrades and replacements available

Upgrade and replacement components

Components Light Source

Product image	Product name	EAN
---------------	--------------	-----



LISOEV 1445X26 64 40W 840 S120 AL

4099854416774

Components Driver

Product image	Product name	EAN
---------------	--------------	-----









DR DS-P -40/220-240/475 L NSV








4099854258497

Safety advice

- All electrical connections must be made by a qualified person.
- Caution, risk of electric shock.
- Product in protection class I. All electrically conductive, metallic housing parts that can absorb voltage during operation or during maintenance in the event of a fault must be continuously connected to the protective earthing conductor.

DOWNLOAD DATA

Documents and certificates		Document name
	Legal information	Informationstext 18 Abs 4 ElektroG
	Legal information	Safety Insert G11205497
	Legal information	LSI DAMP PROOF HE EMERGENCY
	Legal information	Legal Insert DP HE EL
	Declarations of conformity	DP HE
	Declarations of conformity UKCA	DP HE

Photometric and lighting design files		Document name
	IES file (IES)	DP HE EM 1500 P 40W ML 840 IP65
	LDT file (Eulumdat)	DP HE EM 1500 P 40W ML 840 IP65
	UGR file (UGR table)	DP HE EM 1500 P 40W ML 840 IP65
	Light distribution curve type cone	DP HE EM 1500 P 40W ML 840 IP65
	Light distribution curve type polar	DP HE EM 1500 P 40W ML 840 IP65
CAD/BIM files		Document name
	BIM Revit 3D	DP HE
	CAD STEP 3D	DP-Gen2 1500

LOGISTICAL DATA

Product code	Packaging unit (Pieces/Unit)	Dimensions (length x width x height)	Gross weight	Volume
4099854407079	Folding box 1	72 mm x 87 mm x 1,518 mm	2117.00 g	9.51 dm ³
4099854407086	Shipping box 6	1,538 mm x 196 mm x 256 mm	13435.00 g	77.17 dm ³

The mentioned product code describes the smallest quantity unit which can be ordered. One shipping unit can contain one or more single products. When placing an order, for the quantity please enter single or multiples of a shipping unit.

References / Links

– For Guarantee see www.ledvance.com/guarantee

DISCLAIMER

Subject to change without notice. Errors and omission excepted. Always make sure to use the most recent release.