

PRODUCT DATASHEET

DULUX LED L55 EXTERNAL PERFORMANCE

24W 830 2G11

DULUX LED L EXTERNAL PERFORMANCE | DULUX LED L EXTERNAL for LED DRIVER DALI



Areas of application

- Shops, hotels and restaurants
- Public buildings

Product benefits

- Simple and quick upgrade to dimmable LED system
- Hassle free application, no ballast compatibility check necessary
- Suitable for emergency lighting (self-contained battery pack)
- Easy installation with fast connection

Product features

- LED replacement for conventional compact fluorescent lamps 2G11 base
- Conventional form factor fits into existing luminaires
- Long lifetime up to 50,000 h
- Compatible with LED driver DR DALI-P -30/220-240/700 (4058075845367)
- Compatible with LED DRIVER LED TUBE EXTERNAL DALI P (4099854295157, 4099854295171)
- Quality dimming of 1...100 %



TECHNICAL DATA

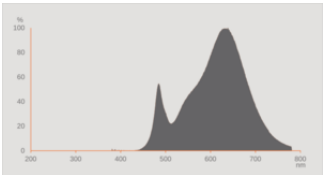
Electrical data

| | |
|--|-------------------|
| Nominal wattage | 24 W |
| Construction wattage | 24.00 W |
| Nominal voltage | 60 V |
| Operating mode | EXT ¹⁾ |
| Claimed equiv. conventional lamp power | 55 W |
| Nominal current | 600 mA |
| Type of current | DC |
| Input voltage DC | < 60 V |
| Operating frequency | 0 Hz |
| Mains frequency | 0 Hz |
| Power factor λ | 0.90 |

1) Designed to power with LEDVANCE LED DRIVER

Photometrical data

| | |
|---|---------------------|
| Luminous flux | 3050 lm |
| Luminous efficacy | 127 lm/W |
| Lumen main.fact.at end of nom.life time | 0.96 |
| Light color (designation) | Warm White |
| Color temperature | 3000 K |
| Color rendering index Ra | 80 |
| Light color | 830 |
| Standard deviation of color matching | ≤6 sdc _m |
| Rated LLMF at 6,000 h | 0.90 |
| Flickering metric (Pst LM) | <1 |
| Stroboscope effect metric (SVM) | <0,4 |



EPREL data spectral diagram PROF
LEDr 3000K

Light technical data

| | |
|---------------------|----------|
| Beam angle | 140 ° |
| Warm-up time (60 %) | < 0.50 s |
| Starting time | < 0.5 s |

Dimensions & Weight



| | |
|---|-----------|
| Overall length | 537.00 mm |
| Length with base excl. base pins/connection | 530.5 mm |
| Diameter | 43.60 mm |
| Tube diameter | 17,0 mm |
| Maximum diameter | 44 mm |
| Product weight | 144.00 g |

Temperatures & operating conditions

| | |
|--------------------------------------|----------------------------|
| Ambient temperature range | -20...+50 °C ¹⁾ |
| Maximum temperature at tc test point | 75 °C |

1) Temperature surrounding the lamp - for enclosed luminaires: temperature inside of the luminaire

Lifespan

| | |
|--|---------|
| Lifespan L70/B50 at 25 °C | 50000 h |
| Number of switching cycles | 200000 |
| Lumen maintenance at end of service lifetime | 0.70 |
| Rated lamp survival factor at 6,000 h | 0.90 |

Additional product data

| | |
|-----------------------------|--------|
| Base (standard designation) | 2G11 |
| Mercury content | 0.0 mg |
| Mercury-free | Yes |

Capabilities

| | |
|----------|-----|
| Dimmable | Yes |
|----------|-----|

Certificates & Standards

| | |
|--|-----------------|
| Energy efficiency class | E ¹⁾ |
| Energy consumption | 24.00 kWh/1000h |
| Type of protection | IP20 |
| Standards | CE / UKCA / EAC |
| Photobiological safety group acc. to EN62778 | RG0 |

¹⁾ Energy efficiency class (EEC) on a scale of A (highest efficiency) to G (lowest efficiency)

Country-specific categorizations

| | |
|-----------------|-----------------|
| Order reference | DULUX LED L55 E |
|-----------------|-----------------|

LOGISTICAL DATA




| | |
|------------------------------|--------------|
| Temperature range at storage | -20...+80 °C |
|------------------------------|--------------|

Energy labelling regulation data acc EU 2019/2015

| | |
|---|--------------|
| Lighting technology used | LED |
| Non-directional or directional | NDLS |
| Mains or non-mains | NMLS |
| Light source cap-type (or other electric interface) | 2G11 |
| Connected light source (CLS) | No |
| Color-tuneable light source | No |
| Envelope | No |
| High luminance light source | No |
| Anti-glare shield | No |
| Correlated colour temperature type | SINGLE_VALUE |
| Standby power | 0 W |
| Claim of equivalent power | No |
| Length | 537.00 mm |
| Height | 43.60 mm |
| Width | 43.60 mm |
| Chromaticity coordinate x | 0,433 |
| Chromaticity coordinate y | 0,403 |
| R9 Colour rendering index | 1 |
| Beam angle correspondence | SPHERE_360 |

| | |
|--|---------|
| Survival factor | 0.90 |
| Displacement factor | 0.90 |
| LED light source replaces a fluorescent light source | No |
| EPREL ID | 2200747 |
| Model number | AC70743 |





Accessories Mandatory






| Product image | Product name | EAN |
|--|-----------------------------------|---------------|
|  | DR DALI-P -30/220-240/700 | 4058075845367 |
|  | DR EXTERNAL DALI -1X7-37W 220-240 | 4099854295157 |
|  | DR EXTERNAL DALI -2X7-26W 220-240 | 4099854295171 |

Safety advice

- Operation in outdoor applications in suitable damp-proof luminaires possible according to data sheet and installation instruction.
- In case of doubt regarding suitability of the application please measure Tc max temperature on the product prior to installation.
- Disconnect mains before installation.

DOWNLOAD DATA

| Documents and certificates | Document name |
|---|------------------------------------|
|  User instruction / safety instructions | |
|  Legal information | Informationstext 18 Abs 4 ElektroG |
|  Declarations of conformity | DULUX LED EXT P |
|  Declarations of conformity UKCA | DULUX LED EXT P |

| Photometric and lighting design files | | Document name |
|--|-------------------------------------|---|
|  | IES file (IES) | DULUX LED L55 EXT P 24W 830 2G11 LEDV |
|  | LDT file (Eulumdat) | DULUX LED L55 EXT P 24W 830 2G11 LEDV |
|  | Light distribution curve type cone | DULUX LED L55 EXT P 24W 830 2G11 LEDV |
|  | Light distribution curve type polar | DULUX LED L55 EXT P 24W 830 2G11 LEDV |
|  | Spectral power distribution | EPREL data spectral diagram PROF LEDr 3000K |

LOGISTICAL DATA

| Product code | Packaging unit (Pieces/Unit) | Dimensions (length x width x height) | Gross weight | Volume |
|---------------|------------------------------|--------------------------------------|--------------|-----------------------|
| 4099854495571 | Folding box 1 | 27 mm x 47 mm x 588 mm | 214.00 g | 0.75 dm ³ |
| 4099854495588 | Shipping box 10 | 604 mm x 251 mm x 79 mm | 2315.00 g | 11.98 dm ³ |

The mentioned product code describes the smallest quantity unit which can be ordered. One shipping unit can contain one or more single products. When placing an order, for the quantity please enter single or multiples of a shipping unit.

References / Links

– For Guarantee see www.ledvance.com/guarantee

DISCLAIMER

Subject to change without notice. Errors and omission excepted. Always make sure to use the most recent release.