


PRODUCT DATASHEET

DR DALI-P -30/220-240/700 OEM

LED DRIVER DALI PERFORMANCE GEN 3 | Compact constant LED driver with DALI dimming interface



Areas of application

- Luminaires of protection class I and II
- Indoor SELV installations
- Suitable for LED T5 FC EXTERNAL P
- Emergency lighting systems (DC capable)
- Cove lighting
- Offices
- Education
- Storage areas

Product benefits

- Flexible dip switch current settings on device in 50mA steps
- DALI-2 certified incl. Parts 251, 252, 253
- Push DIM application for easy control
- Low flickering enables high light quality as well as good visual comfort
- High-quality dimming of 1...100 %
- Toolless installation

Product features

- 1 channel DALI-2 certified LED driver
- Available with output current range: from 150...1,050 mA
- Type of installation: independent and built-in
- Suitable for emergency lighting fixtures acc.to EN 60598-2-2 with emergency output factor EOFI=15%
- Quick and easy current setting via Dip-Switch
- Very long lifetime: up to 100,000 h
- Supply voltage: 220...240 V
- Operated with Safety extra-low voltage (SELV): < 60 V

TECHNICAL DATA

Electrical data

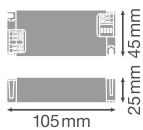
Nominal wattage	30.00 W
Nominal output power	30 W
Nominal voltage	220...240 V
Nominal output voltage	2.5...49 V
Input voltage AC	198...264 V ¹⁾
Input voltage DC	198...264 V
U-OUT (working voltage)	60 V
Type of current	DC
Nominal current	200 mA
Nominal output current	150 mA / 200 mA / 250 mA / 300 mA / 350 mA / 400 mA / 450 mA / 500 mA / 550 mA / 600 mA / 650 mA / 700 mA ²⁾
Inrush current	5.13 A
Output current tolerance	+/- 5 %
Output ripple current (120 Hz)	+/- 3.0 %
Mains frequency	0/50/60 Hz
Total harmonic distortion	5 % ³⁾
Power factor λ	> 0.95 ³⁾
ECG efficiency	89 %
Device power loss	3.7 W
Max. ECG no. on circuit breaker 10 A (B)	40
Max. ECG no. on circuit breaker 16 A (B)	64
Max. ECG no. on circuit breaker 25 A (B)	100
Max. ECG no. on circuit breaker 32 A (B)	128
Max. ECG no. on circuit breaker 10 A (C)	40
Max. ECG no. on circuit breaker 16 A (C)	64
Max. ECG no. on circuit breaker 25 A (C)	100
Max. ECG no. on circuit breaker 32 A (C)	128
Surge capability (L/N-Ground)	2 kV
Surge capability (L-N)	1 kV
Galvanic isolation	SELV
Operating frequency	0/50/60 Hz
Power loss in stand-by mode	≤0.3 W

¹⁾ Permitted voltage range

²⁾ +/- 5 %

³⁾ Full load at 230 V/50 Hz

Dimensions & Weight



Length	105.00 mm
Mounting hole spacing, length	97,0 mm
Width	45.00 mm
Height	25.00 mm
Cable cross-section, input side	0.5...1.5 mm ²
Cable cross-section, output side	0.5...1.5 mm ²
Prewired	No
Wire preparation length, input side	7...9 mm
Wire preparation length, output side	7...9 mm
Product weight	98.00 g

Colors & materials

Product color	White
Casing material	Plastic
Body material	Plastic

Temperatures & operating conditions

Ambient temperature range	-20...+45 °C
Maximum temperature at tc test point	85 °C
Max.housing temperature in case of fault	<110 °C
Temperature range in operation	-20...+45 °C
Permitted rel. humidity during operation	20...90 %

Lifespan

ECG lifetime	100000 h ¹⁾
Number of switching cycles	60000

1) At Tc max. - 10°C

Additional product data

Encapsulated	Yes
--------------	-----

Capabilities

Dimmable	Yes
Dimming interface	DALI-2
Dimming range	1...100 %
Overheating protection	Yes
Overload protection	Yes
No-load proof	Yes
Short-circuit protection	Yes
Max. cable length to lamp/LED module	0,8 m
Suitable for fixtures with prot. class	I / II
Suitable for emergency lighting	Yes
Type of connection, output side	Push terminal

Certificates & Standards

Approval marks – approval	CE / UKCA / EAC / Nemco / ENEC / EL
Standards	Acc. to EN 61347-1 / Acc. to EN 61347-2-13 / Acc. to EN 55015 / Acc. to EN 61547 / Acc. to EN 61000-3-2 / Acc. to EN 62384
Protection class	II
Type of protection	IP20

LOGISTICAL DATA

Temperature range at storage	-20...+80 °C
------------------------------	--------------

Accessories Optional

Product image	Product name	EAN
---------------	--------------	-----



DR AY DALI-P CLAMP DUO

4099854400605






EQUIPMENT / ACCESSORIES

- Cable clamps for independent operation

Safety advice

- All electrical connections must be made by a qualified person.
- Caution, risk of electric shock.
- Disconnect mains before installation.
- Do not open enclosure-housing.

DOWNLOAD DATA

Documents and certificates		Document name
	User instruction / safety instructions	DR DALI P
	Legal information	Informationstext 18 Abs 4 ElektroG
	Legal information	Safety Insert G11205865
	Declarations of conformity	DR_AY DALI-P_CLAMP DUO
	Declarations of conformity UKCA	DR AY_DALI-P_CLAMP DUO

LOGISTICAL DATA

Product code	Packaging unit (Pieces/Unit)	Dimensions (length x width x height)	Gross weight	Volume
4058075845404	Unpacked 1	105 mm x 45 mm x 25 mm	98.00 g	0.12 dm ³
4058075845411	Shipping box 20	277 mm x 255 mm x 105 mm	2210.00 g	7.42 dm ³

The mentioned product code describes the smallest quantity unit which can be ordered. One shipping unit can contain one or more single products. When placing an order, for the quantity please enter single or multiples of a shipping unit.

References / Links

– For Guarantee see www.ledvance.com/guarantee

DISCLAIMER

Subject to change without notice. Errors and omission excepted. Always make sure to use the most recent release.