

PRODUCT DATASHEET

Endura Classic Ebro 49cm Sensor E27 Dark Gray

Endura Classic Ebro | Bollard and wall luminaires with stainless steel housing, E27 socket and optional sensor



Areas of application

- Building facades
- Entrance lighting
- Patios, balconies
- Pathway lighting
- Driveways
- Gardens and other outdoor areas

Product benefits

- High flexibility in the choice of the light source thanks to E27 socket
- Easy and quick installation

Product features

- Options with PIR motion detector and daylight sensor available
- Stainless steel housing
- Type of protection: IP44

TECHNICAL DATA

Electrical data

Nominal voltage	220...240 V
Mains frequency	50...60 Hz
Protection class	I
Operating mode	Mains voltage

Dimensions & Weight

Diameter	130.00 mm
Height	490.00 mm
Product weight	950.00 g



ENDURA CLASSIC EBROS
SEN E27

Materials & Colors

Product color	Dark gray
Housing color	Dark gray
Body material	Stainless steel
Cover material	Polycarbonate (PC)
Glow Wire Test according to IEC 60695-2-12	650 °C

Application & Mounting

Ambient temperature range	-20...+40 °C
Type of connection	Terminal, 3-Pole (L, N, PE)
Type of protection	IP44
Protection class IK (shock resistance)	IK03
Dimmable	No
Mounting type	Surface
Application environment	Outdoor
With light source	No
Replaceable light source	No
Holder designation	E27

Sensor

Type of sensor	Light / Motion / PIR
Sensor technology	Passive infrared (PIR)
Sensor detection angle	110 °
Detection range of motion sensor	0...6 m
Detection threshold of daylight sensor	0...30 lx

Certificates & Standards

Standards	CE / UKCA
Luminaire with limited surface temperature, "D sign"	No

Additional product data

Product remark	Maximum bulb wattage: 20W (12W LED)
Number of illuminants	1





EQUIPMENT / ACCESSORIES

- Complete mounting and connecting accessories included

Safety advice

- All electrical connections must be made by a qualified person.
- Caution, risk of electric shock.
- Product in protection class I. All electrically conductive, metallic housing parts that can absorb voltage during operation or during maintenance in the event of a fault must be continuously connected to the protective earthing conductor.

DOWNLOAD DATA

Documents and certificates		Document name
	User instruction / safety instructions	ENDURA CLASSIC EBRO 49CM E27
	Legal information	Legal insert I-Outdoor
	Declarations of conformity	CE Declaration ENDURA CLASSIC
	Declarations of conformity UKCA	UKCA Declaration ENDURA CLASSIC

LOGISTICAL DATA

Product code	Packaging unit (Pieces/Unit)	Dimensions (length x width x height)	Gross weight	Volume
4058075835047	Folding box 1	137 mm x 137 mm x 513 mm	1 125.00 g	9.63 dm³

Product code	Packaging unit (Pieces/Unit)	Dimensions (length x width x height)	Gross weight	Volume
4058075835054	Shipping box 4	290 mm x 290 mm x 538 mm	5296.00 g	45.25 dm³

The mentioned product code describes the smallest quantity unit which can be ordered. One shipping unit can contain one or more single products. When placing an order, for the quantity please enter single or multiples of a shipping unit.

DISCLAIMER

Subject to change without notice. Errors and omission excepted. Always make sure to use the most recent release.