

# PRODUCT DATASHEET

## Endura Classic GU10 IP65 Ive Wall Dark Gray

Endura Classic IP65 GU10 | Wall luminaires with dark grey aluminum housing, IP65 protection, glass diffuser and GU10 socket



### Areas of application

- Building facades
- Entrance lighting
- Patios, balconies
- Pathway lighting
- Driveways

### Product benefits

- High flexibility in the choice of the light source thanks to GU10 socket
- Easy and quick installation

### Product features

- Options with PIR motion detector and daylight sensor available
- Indirect illumination
- Die-cast aluminum housing
- Glass or PMMA diffuser
- Anthracite housing color

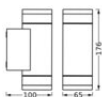
TECHNICAL DATA

Electrical data

Nominal voltage	220...240 V
Mains frequency	50...60 Hz
Protection class	I
Operating mode	Mains voltage

Dimensions & Weight

Length	65.00 mm
Width	100.00 mm
Height	176.00 mm
Product weight	610.00 g



ENDURA CLASSIC IVE W GU10  
IP65

Materials & Colors

Product color	Dark gray
Housing color	Dark gray
Body material	Aluminum
Cover material	Polymethylmethacrylate (PMMA)
Glow Wire Test according to IEC 60695-2-12	650 °C

Application & Mounting

Ambient temperature range	-20...+40 °C
Type of connection	Terminal, 3-Pole (L, N, PE)
Type of protection	IP65
Protection class IK (shock resistance)	IK06
Dimmable	No
Mounting type	Surface
Mounting location	Wall
Application environment	Outdoor
With light source	No
Replaceable light source	No

Holder designation	GU10
--------------------	------

### Certificates & Standards

Standards	CE / UKCA
Luminaire with limited surface temperature, "D sign"	No

### Additional product data

Product remark	Maximum bulb wattage: 2 x 7W LED
Number of illuminants	2





### EQUIPMENT / ACCESSORIES

- Complete mounting and connecting accessories included
- No light sources included

### Safety advice

- All electrical connections must be made by a qualified person.
- Caution, risk of electric shock.
- Product in protection class I. All electrically conductive, metallic housing parts that can absorb voltage during operation or during maintenance in the event of a fault must be continuously connected to the protective earthing conductor.

### DOWNLOAD DATA

Documents and certificates		Document name
	User instruction / safety instructions	Endura Itys and Ive
	Legal information	Legal insert I-Outdoor
	Declarations of conformity	Endura Classic IP65
	Declarations of conformity UKCA	Endura Classic IP65

### LOGISTICAL DATA

Product code	Packaging unit (Pieces/Unit)	Dimensions (length x width x height)	Gross weight	Volume
4099854183065	Folding box 1	78 mm x 115 mm x 188 mm	662.00 g	1.69 dm <sup>3</sup>
4099854183072	Shipping box 4	250 mm x 180 mm x 220 mm	2887.00 g	9.90 dm <sup>3</sup>

The mentioned product code describes the smallest quantity unit which can be ordered. One shipping unit can contain one or more single products. When placing an order, for the quantity please enter single or multiples of a shipping unit.

**DISCLAIMER**

Subject to change without notice. Errors and omission excepted. Always make sure to use the most recent release.