

## PRODUCT DATASHEET

### LED Star Classic A 60 Filament Motion Sensor 7.3W 827 Clear E27

LED MOTION SENSOR CLASSIC A FILAMENT | Special LED lamps with motion sensor, classic bulb shape



#### Areas of application

- Staircases, corridor, basement, entrance
- Outdoor use in suitable outdoor luminaires only

#### Product benefits

- Short payback period thanks to low energy consumption and maintenance costs
- Integrated motion sensor active through day and night
- Automatic light switch off 30 seconds after the last motion detection
- Lower energy consumption than incandescent or halogen lamps
- Easy replacement of classic lamps thanks to compact design
- Instant 100 % light, no warm-up time

#### Product features

- LED alternative to conventional lamps
- High color consistency:  $\leq 6$  SDCM
- Mercury-free lamps
- Detection range up to 3 meter and 90°
- Integrated microwave sensor can detect fine movement also through plastic and glass fixtures



---

**TECHNICAL DATA****Electrical data**

Nominal wattage	7.3 W
Construction wattage	7.30 W
Nominal voltage	220...240 V
Operating mode	AC Mains
Claimed equiv. conventional lamp power	60 W
Nominal current	48 mA
Type of current	AC
Inrush current	3.76 A
Operating frequency	50/60 Hz
Mains frequency	50/60 Hz
Max. lamp number on MCB B10 A	66
Max. lamp number on MCB B16 A	106
Total harmonic distortion	50 %
Power factor $\lambda$	> 0.70

**Photometrical data**

Luminous flux	806 lm
Nominal useful luminous flux 90°	806 lm
Luminous efficacy	110 lm/W
Lumen main.fact.at end of nom.life time	0.93
Light color (designation)	Warm White
Color temperature	2700 K
Color rendering index Ra	≥80
Light color	827
Standard deviation of color matching	≤6 sdc <sub>m</sub>
Rated LLMF at 6,000 h	0.80
Flickering metric (Pst LM)	1,0
Stroboscope effect metric (SVM)	0,4



EPREL data spectral diagram PROF  
LEDr 2700K

Light technical data

Beam angle	320 °
Warm-up time (60 %)	< 0.50 s
Starting time	< 0.5 s

Dimensions & Weight

Overall length	116.00 mm
Diameter	60.00 mm
Maximum diameter	60 mm
Product weight	38.00 g

Temperatures & operating conditions

Ambient temperature range	-20...40 °C
Maximum temperature at tc test point	51,2 °C

Lifespan

Lifespan L70/B50 at 25 °C	15000 h
Number of switching cycles	100000
Lumen maintenance at end of service lifetime	0.93
Rated lamp survival factor at 6,000 h	≥ 0.90

Additional product data

Base (standard designation)	E27
Mercury content	0.0 mg

Design / version	Clear
Product remark	All technical parameters apply to the entire lamp / Due to the complex production process for light-emitting diodes, the typical values shown for the technical LED parameters are purely statistical values that do not necessarily match the actual technical parameters of each individual product, which can vary from the typical value

### Capabilities

Dimmable	No
----------	----

### Certificates & Standards

Energy efficiency class	E <sup>1)</sup>
Energy consumption	8.00 kWh/1000h
Type of protection	IP20
Standards	CE / EAC
Photobiological safety group acc. to EN62778	RG1

1) Energy efficiency class (EEC) on a scale of A (highest efficiency) to G (lowest efficiency)

### Country-specific categorizations

Order reference	LEDSCLA60MS 7,3
-----------------	-----------------

### Energy labelling regulation data acc EU 2019/2015



Lighting technology used	LED
Non-directional or directional	NDLS
Mains or non-mains	MLS
Light source cap-type (or other electric interface)	E27
Connected light source (CLS)	No
Color-tuneable light source	No
Envelope	No
High luminance light source	No
Anti-glare shield	No
Correlated colour temperature type	SINGLE_VALUE
Standby power	<0,5 W
Networked standby power for CLS	not applicable
Claim of equivalent power	Yes
Length	116.00 mm
Height	60.00 mm
Width	60.00 mm


Chromaticity coordinate x	0.463
Chromaticity coordinate y	0.420
R9 Colour rendering index	0.00
Beam angle correspondence	SPHERE_360
Survival factor	0,9
Displacement factor	0,7
LED light source replaces a fluorescent light source	No
EPREL ID	1206272
Model number	AC41850

Safety advice

- Do not touch the lamp if broken.
- Must not be used if outer bulb is defective.

DOWNLOAD DATA

Documents and certificates		Document name
	Legal information	LED SUPERSTAR and CLASSIC A MOTION SENSOR
	Declarations of conformity	LED lamp A60 lamp

Photometric and lighting design files		Document name
	Spectral power distribution	EPREL data spectral diagram PROF LEDr 2700K

LOGISTICAL DATA

Product code	Packaging unit (Pieces/Unit)	Dimensions (length x width x height)	Gross weight	Volume
4058075762039	Folding box 1	62 mm x 62 mm x 162 mm	55.00 g	0.62 dm³
4058075762046	Shipping box 4	143 mm x 137 mm x 139 mm	296.00 g	2.72 dm³
4058075785632	Shipping box 32	304 mm x 292 mm x 307 mm	2972.00 g	27.25 dm³

The mentioned product code describes the smallest quantity unit which can be ordered. One shipping unit can contain one or more single products. When placing an order, for the quantity please enter single or multiples of a shipping unit.

## DISCLAIMER

Subject to change without notice. Errors and omission excepted. Always make sure to use the most recent release.