

PRODUCT DATASHEET

SubstiTUBE T8 EM Advanced 14 W/6500 K 1200 mm

SubstiTUBE T8 EM ADVANCED | LED tubes for electromagnetic control gear (CCG)



Areas of application

- General illumination within ambient temperatures from -20...+50 °C
- Illumination of production areas
- Traffic zones and corridors
- Supermarkets and department stores
- Industry

Product benefits

- No bending thanks to glass tube
- Quick, simple and safe replacement without rewiring
- Energy savings of up to 64 % (compared to T8 fluorescent lamp on CCG)
- Instant-on light, therefore ideally suitable in combination with sensor technology
- Very high resistance to switching loads
- Also suitable for operation at low temperatures

Product features

- LED replacement for classic T8 fluorescent lamps with G13 socket for use in CCG luminaires or on AC mains
- Low flicker according to EU 2019-2020 ($SVM \leq 0.4$ / $PstLM \leq 1$)
- Single and tandem operation on conventional control gear (0.6 m version)
- Tube made of glass
- Mercury-free and RoHS compliant



- Uniform illumination
- Type of protection: IP20

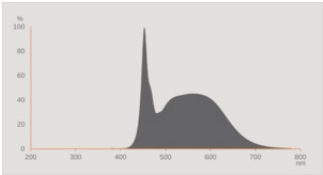
TECHNICAL DATA

Electrical data

Nominal wattage	14 W
Construction wattage	14.00 W
Nominal voltage	220...240 V
Operating mode	CCG, AC Mains
Nominal current	63 mA
Type of current	AC
Operating frequency	50/60 Hz
Mains frequency	50/60 Hz
Max. lamp number on MCB B10 A	71
Max. lamp number on MCB B10 A - CCG without compensation	71
Max. lamp number on MCB B10 A - CCG with compensation	14
Max. lamp number on MCB B16 A	114
Max. lamp number on MCB B16 A - CCG without compensation	114
Max. lamp number on MCB B16 A - CCG with compensation	23
Total harmonic distortion	18 %
Power factor λ	> 0.90

Photometrical data

Luminous flux	2100 lm
Luminous efficacy	150 lm/W
Lumen main.fact.at end of nom.life time	0.70
Light color (designation)	Cool Daylight
Color temperature	6500 K
Color rendering index Ra	83
Light color	865
Standard deviation of color matching	≤5 sdcn
Rated LLMF at 6,000 h	0.80
Flickering metric (Pst LM)	1
Stroboscope effect metric (SVM)	0.4



EPREL data spectral diagram PROF
LEDr 6500K

Light technical data

Beam angle	190 °
Warm-up time (60 %)	< 0.50 s
Starting time	< 0.5 s

Dimensions & Weight

Overall length	1212.00 mm
Length with base excl. base pins/connection	1200.00 mm
Diameter	26.70 mm
Tube diameter	25.3 mm
Maximum diameter	27 mm
Product weight	190.00 g

Temperatures & operating conditions

Ambient temperature range	-20...+50 °C
Maximum temperature at tc test point	60 °C

Lifespan

Lifespan L70/B50 at 25 °C	50000 h
Number of switching cycles	200000
Lumen maintenance at end of service lifetime	0.70
Rated lamp survival factor at 6,000 h	≥ 0.90

Additional product data

Base (standard designation)	G13
Mercury content	0.0 mg
Mercury-free	Yes

Capabilities

Dimmable	No
----------	----

Certificates & Standards

Energy efficiency class	D ¹⁾
Energy consumption	14.00 kWh/1000h
Type of protection	IP20
Standards	CE / EAC
Photobiological safety group acc. to EN62778	RG0

¹⁾ Energy efficiency class (EEC) on a scale of A (highest efficiency) to G (lowest efficiency)

Country-specific categorizations

Order reference	LEDTUBE T8 EM A
-----------------	-----------------

LOGISTICAL DATA

Temperature range at storage	-20...+80 °C
------------------------------	--------------

Energy labelling regulation data acc EU 2019/2015

Lighting technology used	LED
Non-directional or directional	NDLS
Mains or non-mains	MLS
Light source cap-type (or other electric interface)	G13
Connected light source (CLS)	No
Color-tuneable light source	No
Envelope	No
High luminance light source	No
Anti-glare shield	No
Correlated colour temperature type	SINGLE_VALUE
Standby power	0 W
Claim of equivalent power	No
Length	1212.00 mm
Height	26.70 mm
Width	26.70 mm

Chromaticity coordinate x	0.312
Chromaticity coordinate y	0.328
R9 Colour rendering index	0.00
Beam angle correspondence	SPHERE_360
Survival factor	0.90
Displacement factor	0.90
LED light source replaces a fluorescent light source	No
EPREL ID	563377
Model number	AC34965








EQUIPMENT / ACCESSORIES



- Suitable for operation with low-loss and conventional control gears

Safety advice

- Not suitable for operation with electronic control gear.
- Operation in outdoor applications in suitable damp-proof luminaires possible according to data sheet and installation instruction.

DOWNLOAD DATA

Documents and certificates		Document name
	User instruction / safety instructions	SubstiTUBE ADVANCED
	Extended installation guide	SubstiTUBE® T8 T5
	Declarations of conformity	
	Declarations of conformity UKCA	LEDTUBE T8 and T5
Photometric and lighting design files		Document name
	IES file (IES)	LEDTUBE T8 EM ADV 1200 14W 865
	LDT file (Eulumdat)	LEDTUBE T8 EM ADV 1200 14W 865
	UGR file (UGR table)	LEDTUBE T8 EM ADV 1200 14W 865

Photometric and lighting design files		Document name
	Light distribution curve type polar	LEDTUBE T8 EM ADV 1200 14W 865
	Spectral power distribution	EPREL data spectral diagram PROF LEDr 6500K

LOGISTICAL DATA

Product code	Packaging unit (Pieces/Unit)	Dimensions (length x width x height)	Gross weight	Volume
4058075611856	Sleeve 1	1,305 mm x 29 mm x 29 mm	219.00 g	1.10 dm ³
4058075611863	Shipping box 10	1,352 mm x 210 mm x 115 mm	2881.00 g	32.65 dm ³

The mentioned product code describes the smallest quantity unit which can be ordered. One shipping unit can contain one or more single products. When placing an order, for the quantity please enter single or multiples of a shipping unit.

References / Links

– For current information see www.ledvance.com/substitute

Legal advice

– When used to replace a T8 fluorescent lamp the total energy efficiency and light distribution depends on the design of the lighting system.

DISCLAIMER

Subject to change without notice. Errors and omission excepted. Always make sure to use the most recent release.