

PRODUCT DATASHEET

LED PAR38 120 15° P 13.5W 827 E27

LED PAR38 P | LED reflector lamps PAR38 with retrofit screw base



PERFOR-
MANCE
CLASS

Areas of application

- Shops and exhibition rooms
- Domestic applications
- Commercial applications
- Accent lighting
- Outdoor use in suitable outdoor luminaires only

Product benefits

- Quick, simple and safe replacement without rewiring
- Design, dimensions, luminous flux comparable to an incandescent or halogen lamp
- Low maintenance costs thanks to long lifetime
- No UV and near-IR radiation in the light beam
- Instant 100 % light, no warm-up time
- Lower energy consumption than incandescent or halogen lamps

Product features

- LED alternative to high voltage halogen lamps
- High color consistency: ≤ 6 SDCM
- Not dimmable
- Base: E27
- Lamp made of glass
- Good quality of light; color rendering index CRI ≥ 80
- Lifetime up to 25,000 h



– Type of protection: IP65

TECHNICAL DATA**Electrical data**

Nominal wattage	13.5 W
Construction wattage	13.50 W
Nominal voltage	220...240 V
Operating mode	AC Mains
Claimed equiv. conventional lamp power	120 W
Nominal current	68 mA
Type of current	AC
Inrush current	0.143 A
Operating frequency	50/60 Hz
Mains frequency	50/60 Hz
Max. lamp number on MCB B10 A	117
Max. lamp number on MCB B16 A	188
Total harmonic distortion	≤ 130 %
Power factor λ	> 0.50

Photometrical data

Luminous intensity	6500 cd
Luminous flux	1035 lm
Nominal useful luminous flux 90°	1035 lm
Luminous efficacy	76 lm/W
Lumen main.fact.at end of nom.life time	0.96
Light color (designation)	Warm White
Color temperature	2700 K
Color rendering index Ra	80
Light color	827
Standard deviation of color matching	≤6 sdcn
Rated peak intensity	6500 cd
Flickering metric (Pst LM)	1.0
Stroboscope effect metric (SVM)	0.4



SAMSUNG
SPHWHAHDNB25YZW3D2 2700K

Light technical data

Beam angle	15 °
Warm-up time (60 %)	< 0.50 s
Starting time	< 0.5 s

Dimensions & Weight

Overall length	134.00 mm
Diameter	122.00 mm
Maximum diameter	122 mm
Product weight	260.00 g

Temperatures & operating conditions

Ambient temperature range	-20...+40 °C
Maximum temperature at tc test point	80.1 °C

Lifespan

Lifespan L70/B50 at 25 °C	25000 h
Number of switching cycles	100000
Lumen maintenance at end of service lifetime	0.96

Additional product data

Base (standard designation)	E27
Mercury content	0.0 mg
Mercury-free	Yes

Design / version	Spot
Product remark	All technical parameters apply to the entire lamp / Due to the complex production process for light-emitting diodes, the typical values shown for the technical LED parameters are purely statistical values that do not necessarily match the actual technical parameters of each individual product, which can vary from the typical value

Capabilities

Dimmable	No
----------	----

Certificates & Standards

Energy efficiency class	F 1)
Energy consumption	14.00 kWh/1000h
Type of protection	IP65
Standards	CE / UKCA / EAC
Photobiological safety group acc. to EN62778	RG1

1) Energy efficiency class (EEC) on a scale of A (highest efficiency) to G (lowest efficiency)

Country-specific categorizations

Order reference	LED PAR3812015
-----------------	----------------

LOGISTICAL DATA

Temperature range at storage	-20...+80 °C
------------------------------	--------------

Energy labelling regulation data acc EU 2019/2015








Lighting technology used	LED
Non-directional or directional	DLS
Mains or non-mains	MLS
Light source cap-type (or other electric interface)	E27
Connected light source (CLS)	No
Color-tuneable light source	No
Envelope	No
High luminance light source	No
Anti-glare shield	No
Correlated colour temperature type	SINGLE_VALUE
Standby power	0 W
Claim of equivalent power	Yes
Length	134.00 mm

Height	122.00 mm
Width	122.00 mm
Chromaticity coordinate x	0.4578
Chromaticity coordinate y	0.4101
R9 Colour rendering index	1
Beam angle correspondence	NARROW_CONE_90
Survival factor	0.90
Displacement factor	0.5
LED light source replaces a fluorescent light source	No
EPREL ID	1368217,2176355,2366008
Model number	AC45625,AC70600,AC84510

Safety advice

- Do not touch the lamp if broken.
- Must not be used if outer bulb is defective.

DOWNLOAD DATA

Documents and certificates		Document name
	Declarations of conformity	PAR38 M3
	Declarations of conformity	LED PAR20 PAR38 E27
	Declarations of conformity UKCA	LED PAR20 PAR38 E27
Photometric and lighting design files		Document name
	IES file (IES)	LPPAR3812015 12W 827 230V E27
	LDT file (Eulumdat)	LPPAR3812015 12W 827 230V E27
	Light distribution curve type polar	LPPAR3812015 12W 827 230V E27
	Spectral power distribution	SAMSUNG SPHWHAHDNB25YZW3D2 2700K

LOGISTICAL DATA

Product code	Packaging unit (Pieces/Unit)	Dimensions (length x width x height)	Gross weight	Volume
4099854067808	Folding box 1	127 mm x 129 mm x 170 mm	375.00 g	2.79 dm ³
4099854067815	Shipping box 6	402 mm x 278 mm x 196 mm	2619.00 g	21.90 dm ³

The mentioned product code describes the smallest quantity unit which can be ordered. One shipping unit can contain one or more single products. When placing an order, for the quantity please enter single or multiples of a shipping unit.

References / Links

- For further products and actual information concerning LED lamps see www.ledvance.com/ledlamps
- For Guarantee see www.ledvance.com/guarantee

DISCLAIMER

Subject to change without notice. Errors and omission excepted. Always make sure to use the most recent release.