

# PRODUCT DATASHEET

## DULUX LED D18 VT EM & AC MAINS VALUE

### 7.5W 840 G24D

DULUX LED D VT EM & AC MAINS VALUE | LED replacement for CFLni with 2-pin G24d base for CCG and AC mains operation



VALUE  
CLASS

#### Areas of application

- General illumination within ambient temperatures from -20...+45 °C
- Supermarkets and department stores
- Walkways and corridors
- Hotels, restaurants

#### Product benefits

- Easy installation
- Low energy consumption
- Easy relamping thanks to compact design
- Operation directly on 230 V AC mains possible

#### Product features

- LED replacement for conventional compact fluorescent lamps for use in CCG luminaires or on AC mains
- Only suitable for vertical application
- Lifetime up to 30,000 h
- Single-ended two-pin plug-in G24d base
- Type of protection: IP20
- Mercury-free lamps



## TECHNICAL DATA

### Electrical data

|  |                           |
|--|---------------------------|
| Nominal wattage  | 7.5 W                     |
| Construction wattage                                     | 7.50 W                    |
| Nominal voltage  | 220...240 V               |
| Operating mode   | CCG, AC Mains             |
| Claimed equiv. conventional lamp power                   | 18 W                      |
| Nominal current  | 34 mA                     |
| Type of current  | AC                        |
| Inrush current   | 15.6 A                    |
| Suitable for DC input                                    | Yes                       |
| Input voltage DC   | 186...260 V <sup>1)</sup> |
| Operating frequency                                      | 50/60 Hz                  |
| Mains frequency  | 50/60 Hz                  |
| Max. lamp number on MCB B10 A                            | 38                        |
| Max. lamp number on MCB B10 A - CCG without compensation | 118                       |
| Max. lamp number on MCB B10 A - CCG with compensation    | 8                         |
| Max. lamp number on MCB B16 A                            | 48                        |
| Max. lamp number on MCB B16 A - CCG without compensation | 188                       |
| Max. lamp number on MCB B16 A - CCG with compensation    | 11                        |
| Total harmonic distortion                                | ≤ 30 %                    |
| Power factor $\lambda$                                   | > 0.90                    |

<sup>1)</sup> Permitted voltage range

### Photometrical data

|   |            |
|---|------------|
| Luminous flux                           | 950 lm     |
| Nominal useful luminous flux 90°        | 360 lm     |
| Luminous efficacy                       | 126 lm/W   |
| Lumen main.fact.at end of nom.life time | 0.70       |
| Light color (designation)               | Cool White |
| Color temperature                       | 4000 K     |
| Color rendering index Ra                | 80         |
| Light color                             | 840        |
| Standard deviation of color matching    | ≤6 sdcn    |

|                                 |      |
|---------------------------------|------|
| Rated LLMF at 6,000 h           | 0.90 |
| Flickering metric (Pst LM)      | 1.0  |
| Stroboscope effect metric (SVM) | 0.4  |



EPREL data spectral diagram PROF  
LEDr 4000K

Light technical data

|                     |          |
|---------------------|----------|
| Beam angle          | 300 °    |
| Warm-up time (60 %) | ◊ 0.50 s |
| Starting time       | < 0.5 s  |

Dimensions & Weight



|                  |           |
|------------------|-----------|
| Overall length   | 124.00 mm |
| Diameter         | 37.70 mm  |
| Tube diameter    | 35 mm     |
| Maximum diameter | 33 mm     |
| Product weight   | 85.00 g   |

Temperatures & operating conditions

|                                      |                            |
|--------------------------------------|----------------------------|
| Ambient temperature range            | -20...+45 °C <sup>1)</sup> |
| Maximum temperature at tc test point | 70 °C                      |

1) Temperature surrounding the lamp - for enclosed luminaires: temperature inside of the luminaire

Lifespan

|  |         |
|--|---------|
| Lifespan L70/B50 at 25 °C                    | 30000 h |
| Number of switching cycles                   | 200000  |
| Lumen maintenance at end of service lifetime | 0.70    |
| Rated lamp survival factor at 6,000 h        | ≥ 0.90  |

#### Additional product data

|                             |         |
|-----------------------------|---------|
| Base (standard designation) | G24d    |
| Mercury content             | 0.0 mg  |
| Mercury-free                | Yes     |
| Design / version            | Frosted |

#### Capabilities

|          |    |
|----------|----|
| Dimmable | No |
|----------|----|

#### Certificates & Standards

|  |                 |
|--|-----------------|
| Energy efficiency class                      | E <sup>1)</sup> |
| Energy consumption                           | 8.00 kWh/1000h  |
| Type of protection                           | IP20            |
| Standards                                    | CE / EAC / UKCA |
| Photobiological safety group acc. to EN62778 | RG0             |

<sup>1)</sup> Energy efficiency class (EEC) on a scale of A (highest efficiency) to G (lowest efficiency)

#### Country-specific categorizations

|                 |                 |
|-----------------|-----------------|
| Order reference | DULUX LED D18 V |
|-----------------|-----------------|

#### LOGISTICAL DATA

|                              |              |
|------------------------------|--------------|
| Temperature range at storage | -20...+80 °C |
|------------------------------|--------------|

#### Energy labelling regulation data acc EU 2019/2015





|   |      |
|---|------|
| Lighting technology used                            | LED  |
| Non-directional or directional                      | NDLS |
| Mains or non-mains                                  | MLS  |
| Light source cap-type (or other electric interface) | G24d |
| Connected light source (CLS)                        | No   |
| Color-tuneable light source                         | No   |
| Envelope  | No   |
| High luminance light source                         | No   |



|  |                                 |
|--|---------------------------------|
| Anti-glare shield                                    | No                              |
| Correlated colour temperature type                   | SINGLE_VALUE                    |
| Standby power  | 0 W                             |
| Claim of equivalent power                            | No                              |
| Length   | 124.00 mm                       |
| Height   | 37.70 mm                        |
| Width  | 37.70 mm                        |
| Chromaticity coordinate x                            | 0.380                           |
| Chromaticity coordinate y                            | 0.380                           |
| R9 Colour rendering index                            | 1                               |
| Beam angle correspondence                            | SPHERE_360                      |
| Survival factor                                      | 0,90                            |
| Displacement factor                                  | 0,90                            |
| LED light source replaces a fluorescent light source | No                              |
| EPREL ID   | 1404741,2206873,2324461         |
| Model number   | AC46429,AC46429,AC71113,AC81506 |

### Safety advice

- Not suitable for tandem operation.
- The operating temperature range of DULUX LED is restricted. In case of doubt regarding suitability of the application please measure Tc temperature on the product prior to installation.
- All electrical connections must be made by a qualified person.
- Not suitable for emergency lighting.
- Must not be used if outer bulb is defective.
- Do not touch the lamp if broken.

### DOWNLOAD DATA

| Documents and certificates   |  | Document name  |
|--|--|--|
|  | User instruction / safety instructions | DULUX LED D VERTICAL   |
|  | Extended installation guide            | Installation instructions LED TUBE T8, T5 und DULUX LED 2024 10 EN |
|  | Legal information                      | Informationstext 18 Abs 4 ElektroG                                 |
|  | Declarations of conformity             | DULUXLED   |

| Documents and certificates   |                                     | Document name                               |
|--|-------------------------------------|---|
|    | Declarations of conformity          | LEDTUBE                                     |
|    | Declarations of conformity UKCA     | DULUX LED                                   |
|    | Declarations of conformity UKCA     | LEDTUBE                                     |
| Photometric and lighting design files  |                                     | Document name                               |
|    | IES file (IES)                      | DULUX LED D18 VT EM V 7.5W 840 G24D         |
|    | IES file (IES)                      | DULUX LED D18 VT EM V 7.5W 840 G24D LEDV    |
|    | LDT file (Eulumdat)                 | DULUX LED D18 VT EM V 7.5W 840 G24D         |
|    | LDT file (Eulumdat)                 | DULUX LED D18 VT EM V 7.5W 840 G24D LEDV    |
|   | UGR file (UGR table)                | DULUX LED D18 VT EM V 7.5W 840 G24D LEDV    |
|  | Light distribution curve type polar | DULUX LED D18 VT EM V 7.5W 840 G24D         |
|  | Light distribution curve type polar | DULUX LED D18 VT EM V 7.5W 840 G24D LEDV    |
|  | Spectral power distribution         | EPREL data spectral diagram PROF LEDr 4000K |

## LOGISTICAL DATA

| Product code  | Packaging unit (Pieces/Unit) | Dimensions (length x width x height) | Gross weight | Volume               |
|---------------|------------------------------|--------------------------------------|--------------|----------------------|
| 4058075821873 | Folding box<br>1             | 41 mm x 41 mm x 128 mm               | 97.00 g      | 0.22 dm <sup>3</sup> |
| 4099854110146 | Shipping box<br>10           | 215 mm x 90 mm x 142 mm              | 1010.00 g    | 2.75 dm <sup>3</sup> |

The mentioned product code describes the smallest quantity unit which can be ordered. One shipping unit can contain one or more single products. When placing an order, for the quantity please enter single or multiples of a shipping unit.

## DISCLAIMER

Subject to change without notice. Errors and omission excepted. Always make sure to use the most recent release.