

PRODUCT DATASHEET

SMART+ Wifi Camera Entrance Number

Smart+ Camera Entrance Number | Outdoor Smart Camera Entrance number



Areas of application

- Outdoor use (IP44)
- Garages
- Entrance areas

Product benefits

- Easy and quick installation
- Increased perception of safety thanks to high brightness
- The recorded data is saved on the unit's memory card or cloud storage
- High-quality materials

Product features

- Controllable via LEDVANCE SMART+ App (with minimum Android 8.0 or iOS 14.0)
- Controllable via voice control available: Google Assistant or Amazon Alexa
- Built in speaker and alarm siren
- Dimmable
- Color temperature: 3,000 K (Warm White)
- Network protocol: WiFi
- Type of protection: IP44
- HD Live view camera



TECHNICAL DATA

Electrical data

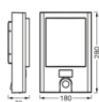
Nominal wattage	22.00 W
Nominal voltage	220...240 V
Mains frequency	50...60 Hz
Nominal current	102.000 mA
Power factor λ	> 0.5
Total harmonic distortion	≤ 20 %
Protection class	II

Photometrical data

Luminous flux	1500 lm
Total luminous flux of contained light sources	2550 lm
Luminous efficacy	68 lm/W
Color temperature	3000 K
Light color (designation)	Warm White
Color rendering index Ra	> 80
Standard deviation of color matching	≤ 6 sdcn
Flickering metric (Pst LM)	-
Stroboscope effect metric (SVM)	-
Photobiological safety group acc. to EN62778	RG0
Beam angle	117 °
UGR	< 25

Dimensions & Weight

Length	180.00 mm
Width	73.00 mm
Height	280.00 mm
Product weight	1075.00 g



SMART OUTD WIFI ENTRANCE
NUMBER CAM

Materials & Colors

Product color	Dark gray
Housing color	Dark gray
Body material	Acrylonitrile butadiene styrene (ABS)
Glow Wire Test according to IEC 60695-2-12	650 °C
Mercury content	0.0 mg

Application & Mounting

Ambient temperature range	-20...+40 °C
Type of connection	Terminal, 2-Pole (L, N)
Type of protection	IP44
Protection class IK (shock resistance)	IK05
Dimmable	Yes
Type of dimming	WiFi
Mounting type	Surface
Application environment	Outdoor
With light source	Yes

Lifespan

Lifespan L70/B50 at 25 °C	30000 h
Number of switching cycles	100000

Sensor

Type of sensor	Motion / Daylight
Sensor detection angle	90 °
Sensor controlled switching time	5 s...6 min
Detection range of motion sensor	5...10 m
Detection threshold of daylight sensor	10...500 lx

Certificates & Standards

Standards	CE / UKCA
Luminaire with limited surface temperature, "D sign"	No
Ball shot safe	No
Replaceable light source (EPREL)	Not replaceable

Additional product data

Product remark

Reset settings to default by switching the product on for three seconds and off for three seconds and repeating this five times.




EQUIPMENT / ACCESSORIES

- For control via LEDVANCE SMART+ App, a smartphone or tablet is required (with minimum Android 8.0 or iOS 14.0)
- Mounting screws and dowels included

Safety advice

- All electrical connections must be made by a qualified person.
- Caution, risk of electric shock.
- Check wall-ceiling for suitability. If uncertain, seek professional advice.

DOWNLOAD DATA

Documents and certificates		Document name
	User instruction / safety instructions	SMART+ OUTD WIFI ENTRANCE NUMBERCAM
	Declarations of conformity	SMART OUTD WIFI
	Declarations of conformity UKCA	SMART OUTD AND WIFI DECOR

LOGISTICAL DATA

Product code	Packaging unit (Pieces/Unit)	Dimensions (length x width x height)	Gross weight	Volume
4058075763524	Folding box 1	92 mm x 202 mm x 297 mm	1246.00 g	5.52 dm ³
4058075763531	Shipping box 4	385 mm x 210 mm x 320 mm	5491.00 g	25.87 dm ³

The mentioned product code describes the smallest quantity unit which can be ordered. One shipping unit can contain one or more single products. When placing an order, for the quantity please enter single or multiples of a shipping unit.

References / Links

- Further information and frequently asked questions (FAQs) at www.ledvance.com/consumer/smart/faq

DISCLAIMER

Subject to change without notice. Errors and omission excepted. Always make sure to use the most recent release.

