

PRODUCT DATASHEET

PL-CN111-COB- 2800-840-15D-G2

PrevaLED® COIN 111 COB G2 | LED modules with integrated optics and heat sink



Areas of application

- Retail, shop, restaurant, hospitality
- High-end residential
- Suitable for indoor applications
- Connecting multiple modules in parallel on one LED driver is not permitted
- Connecting multiple modules in series on one LED driver is not recommended
- Do not use in sealed fixtures
- Avoid covering the lens with dust or any object

Product benefits

- Compact form factor compatible with conventional AR111 lamps
- Precise optical control and free from multi-shadow issue
- Dual mode options in High-Output (HO) and High-Efficacy (HE)

Product features

- Color consistency < 2 SDCM
- TM30 compliant
- High flux output up to 4900 lm
- Beam angle: 15°, 24°, 40°, 60°
- Type of protection: IP20



TECHNICAL DATA

Electrical data

| | |
|----------------------|---------------|
| Nominal wattage | 25.30 W |
| Construction wattage | 25.30 W |
| Nominal voltage | 36.2 V |
| Input voltage range | 32.9...40.7 V |
| Type of current | DC |
| Nominal current | 700.000 mA |

Photometrical data

| | |
|--------------------------------------|-----------------------|
| Luminous efficacy | 114 lm/W |
| Luminous flux | 2900 lm ¹⁾ |
| Luminous intensity | 23876 cd |
| Color temperature | 3900 K |
| Color rendering index Ra | 80 |
| Light color LED | White |
| Light color (designation) | 4000 K |
| Standard deviation of color matching | 2 sdcm |
| Rated peak intensity | 23876 cd |

1) 90 °

Light technical data

| | |
|------------------------------------|----------|
| Beam angle | 15 ° |
| Rated beam angle (half peak value) | 15.00 ° |
| Starting time | < 0.5 s |
| Warm-up time (60 %) | < 2.00 s |

LED MODULE INFORMATION

| | |
|---------------------------|---|
| Number of LEDs per module | 1 |
|---------------------------|---|

Dimensions & Weight



| | |
|----------------|-------------------------|
| Length | 110.00 mm ¹⁾ |
| Width | 110.00 mm |
| Height | 52.00 mm |
| Diameter | 110,0 mm |
| Product weight | 385.00 g |

1) ±0.5 mm

Colors & materials

| | |
|---------------|-------|
| Product color | White |
|---------------|-------|

Temperatures & operating conditions

| | |
|--------------------------------------|--------------|
| Ambient temperature range | -25...+40 °C |
| Maximum temperature at tc test point | 90 °C |
| Temperature range in operation | -25...90 °C |
| Performance temp. acc. to IEC 62717 | 65 °C |

Lifespan

| | |
|----------------------------|---------|
| Number of switching cycles | > 15000 |
|----------------------------|---------|

Additional product data

| | |
|----------------|---|
| Product remark | <p>Modules perfectly matched to OSRAM OPTOTRONIC® LED drivers (see relevant table) / For current photometric data and important safety, installation and application information, see www.osram.com/led-systems / All the technical parameters apply to the entire module. In view of the complex manufacturing process for light emitting diodes, the typical values given above for the technical LED parameters are merely statistical values that do not necessarily correspond to the actual technical parameters of an individual product; individual products may vary from the typical values / In view of the complex manufacturing process for light emitting diodes, the typical values given above for the technical LED parameters are merely statistical values that do not necessarily correspond to the actual technical parameters of an individual product; individual products may vary from the typical values / Tolerance for optical and electrical data: +/-10%</p> |
|----------------|---|

Capabilities

| | |
|----------|----|
| Dimmable | No |
|----------|----|

Certificates & Standards

| | |
|--|---|
| Standards | Acc. to IEC 62471 / Acc. to EN 60598-1 / Acc. to EN 60529 / Acc. to EN 55015 / Acc. to EN 61547 / Acc. to EN62031 IEC 605981 / CE |
| Type of protection | IP20 |
| Energy consumption | 25.30 kWh/1000h |
| Energy efficiency class | E |
| Energy class of contained light source | E |



LOGISTICAL DATA



| | |
|------------------------------|-------------|
| Temperature range at storage | -40...80 °C |
|------------------------------|-------------|

Energy labelling regulation data acc EU 2019/2015

| | |
|--------------------------|-----|
| Lighting technology used | LED |
|--------------------------|-----|

DOWNLOAD DATA

| Documents and certificates | | Document name |
|--|--------------|---------------------------------|
|  | Certificates | PL CN50 COB 1400 G2 ENEC 181121 |
|  | Certificates | PL CN50 COB 1400 G2 ENEC 181121 |

| Photometric and lighting design files | | Document name |
|--|---------------------|--------------------------------|
|  | IES file (IES) | PL-CN111-COB- 2800-840-15D-G2 |
|  | LDT file (Eulumdat) | PL-CN111-COB-2800-840-15D-G2.1 |

LOGISTICAL DATA

| Product code | Packaging unit (Pieces/Unit) | Dimensions (length x width x height) | Gross weight | Volume |
|---------------|------------------------------|--------------------------------------|--------------|-----------------------|
| 4052899621671 | Folding box 1 | 131 mm x 118 mm x 59 mm | 423.00 g | 0.91 dm ³ |
| 4052899622302 | Shipping box 12 | 280 mm x 254 mm x 209 mm | 5442.00 g | 14.86 dm ³ |

The mentioned product code describes the smallest quantity unit which can be ordered. One shipping unit can contain one or more single products. When placing an order, for the quantity please enter single or multiples of a shipping unit.

DISCLAIMER

Subject to change without notice. Errors and omission excepted. Always make sure to use the most recent release.