

# PRODUCT DATASHEET

## SMART+ Wifi Wall Camera Control

SMART+ CAMERA CONTROL | Slim wall luminaire with in-app direction adjustable camera, speaker, motion and daylight sensor



### Areas of application

- Garages
- Entrance areas
- Outdoor use (IP44)

### Product benefits

- Easy and quick installation
- Increased perception of safety thanks to high brightness

### Product features

- Dimmable
- Color temperature: 3,000 K (Warm White)
- Type of protection: IP44
- HD Live view camera
- Built in speaker and alarm siren
- Luminous flux: 900 lm
- Controllable via SMART+ App (with minimum Android 8.0 or iOS 14.0)



TECHNICAL DATA

Electrical data

Nominal wattage	16.00 W
Nominal voltage	220...240 V
Mains frequency	50...60 Hz
Nominal current	73.000 mA
Inrush current	25 A
Power factor $\lambda$	> 0.5
Total harmonic distortion	$\leq$ 20 %
Protection class	II
Operating mode	Mains voltage

Photometrical data

Luminous flux	900 lm
Total luminous flux of contained light sources	1750 lm
Luminous efficacy	60 lm/W
Color temperature	3000 K
Light color (designation)	Warm White
Color rendering index Ra	> 80
Standard deviation of color matching	< 6 sdcm
Flickering metric (Pst LM)	$\leq$ 1 %
Stroboscope effect metric (SVM)	$\leq$ 0.4
Photobiological safety group acc. to EN62778	RG0
Photobiological safety group acc. to EN62471	RG0
Beam angle	207.50 °

Dimensions & Weight

Length	120.00 mm
Width	80.00 mm
Height	320.00 mm
Product weight	850.00 g

SMART OUTD WIFI WALL CAMERA  
CON DG

Materials & Colors

Product color	Dark gray
Housing color	Dark gray
Body material	Plastic
Cover material	Polycarbonate (PC)
Mercury content	0.0 mg

Application & Mounting

Ambient temperature range	-20...+40 °C
Temperature range at storage	-20...+80 °C
Type of connection	Terminal, 3-Pole (L, N, PE)
Type of protection	IP44
Protection class IK (shock resistance)	IK05
Dimmable	Yes
Type of dimming	WiFi
Mounting type	Surface
Mounting location	Wall
Application environment	Outdoor
With light source	Yes

Lifespan

Lifespan L70/B50 at 25 °C	25000 h
Number of switching cycles	12500

Light source

EEI – Energy Label	D
--------------------	---

Sensor

Type of sensor	Infrared sensor
Sensor technology	Passive infrared (PIR)

Emergency lighting

Integrated test switch	No
------------------------	----

Certificates & Standards

Standards	CE / UKCA
-----------	-----------




## EQUIPMENT / ACCESSORIES

- Complete mounting and connecting accessories included
- For control via SMART+ App, a smartphone or tablet is required (with minimum Android 8.0 or iOS 14.0)

## Safety advice

- All electrical connections must be made by a qualified person.
- Caution, risk of electric shock.
- Check wall-ceiling for suitability. If uncertain, seek professional advice.

## DOWNLOAD DATA

Documents and certificates		Document name
	User instruction / safety instructions	SMART OUTD WIFI WALL CAMERA
	Declarations of conformity	SMART OUTD WIFI FLOOD CAMERA REM DG
	Declarations of conformity UKCA	SMART WIFI

## LOGISTICAL DATA

Product code	Packaging unit (Pieces/Unit)	Dimensions (length x width x height)	Gross weight	Volume
4058075564602	Folding box 1	347 mm x 122 mm x 147 mm	950.00 g	6.22 dm <sup>3</sup>
4058075564619	Shipping box 4	370 mm x 260 mm x 329 mm	4255.00 g	31.65 dm <sup>3</sup>

The mentioned product code describes the smallest quantity unit which can be ordered. One shipping unit can contain one or more single products. When placing an order, for the quantity please enter single or multiples of a shipping unit.

## References / Links

- Further information and frequently asked questions (FAQs) at [www.ledvance.com/consumer/smart/faq](http://www.ledvance.com/consumer/smart/faq)

## DISCLAIMER

Subject to change without notice. Errors and omission excepted. Always make sure to use the most recent release.