


# PRODUCT DATASHEET

## ENDURA Style Bat Wall

ENDURA STYLE BAT | Wall luminaire and bollards with indirect illumination



---

### Areas of application

- Building facades
- Entrance lighting
- Patios, balconies

---

### Product benefits

- Easy and quick installation
- Energy-efficient thanks to LED technology

---

### Product features

- Bright and functional outdoor LED luminaires
- Aluminium housing
- Type of protection: IP44



## TECHNICAL DATA

### Electrical data

Nominal wattage	9.50 W
Nominal voltage	220...240 V
Mains frequency	50...60 Hz
Inrush current	2.98 A
Max. number of luminaires per miniature circuit breaker B16	64
Max. number of luminaires per miniature circuit breaker C10	63
Max. number of luminaires per miniature circuit breaker C16	102
Power factor $\lambda$	$\geq 0.5$
Total harmonic distortion	< 20 %
Protection class	I
Operating mode	Mains voltage

### Photometrical data

Luminous flux	580 lm
Total luminous flux of contained light sources	1000 lm
Luminous efficacy	61 lm/W
Color temperature	3000 K
Light color (designation)	Warm White
Color rendering index Ra	$\geq 80$
Standard deviation of color matching	$\leq 6$ sdcn
Flickering metric (Pst LM)	$\leq 1$ %
Stroboscope effect metric (SVM)	$\leq 0.4$
Photobiological safety group acc. to EN62778	RG0
Photobiological safety group acc. to EN62471	RG0
Beam angle	120 °

### Dimensions & Weight

Length	177.00 mm
Width	169.00 mm
Height	84.00 mm
Product weight	673.00 g

## ENDURA STYLE BAT WALL DG

## Materials &amp; Colors

Product color	Dark gray
Housing color	Dark gray
Body material	Aluminum
Cover material	Polycarbonate (PC)
Mercury content	0.0 mg

## Application &amp; Mounting

Ambient temperature range	-20...+40 °C
Temperature range at storage	-20...+80 °C
Type of connection	Terminal, 3-Pole (L, N, PE)
Type of protection	IP44
Protection class IK (shock resistance)	IK03
Dimmable	No
Mounting type	Surface
Mounting location	Wall
Application environment	Outdoor
With light source	Yes
Replaceable light source	No

## Lifespan

Lifespan L70/B50 at 25 °C	25000 h <sup>1)</sup>
Number of switching cycles	12500

<sup>1)</sup> t[h]: L70 / B50 @ 25 °C (Ta), t[h]: L80 / B10 @ 25 °C (Ta), t[h]: L90 / B10 @ 25 °C (Ta)

## Emergency lighting

Type of emergency light operation	Non-maintained
Luminous flux in maintained operation mode	-
Luminous flux in emergency operation mode	-

## Certificates &amp; Standards

Standards	CE / UKCA
-----------	-----------

Luminaire with limited surface temperature, "D sign"	No
Replaceable light source (EPREL)	Not replaceable




## EQUIPMENT / ACCESSORIES

- Complete mounting and connecting accessories included

## Safety advice

- All electrical connections must be made by a qualified person.
- Caution, risk of electric shock.
- Product in protection class I. All electrically conductive, metallic housing parts that can absorb voltage during operation or during maintenance in the event of a fault must be continuously connected to the protective earthing conductor.

## DOWNLOAD DATA

Documents and certificates		Document name
	User instruction / safety instructions	ENDURA STYLE
	Declarations of conformity	ENDURA STYLE BAT
	Declarations of conformity UKCA	Fixed LUM

## LOGISTICAL DATA

Product code	Packaging unit (Pieces/Unit)	Dimensions (length x width x height)	Gross weight	Volume
4058075564060	Folding box 1	187 mm x 177 mm x 97 mm	945.00 g	3.21 dm <sup>3</sup>
4058075564077	Shipping box 4	370 mm x 205 mm x 220 mm	3700.00 g	16.69 dm <sup>3</sup>

The mentioned product code describes the smallest quantity unit which can be ordered. One shipping unit can contain one or more single products. When placing an order, for the quantity please enter single or multiples of a shipping unit.

## DISCLAIMER

Subject to change without notice. Errors and omission excepted. Always make sure to use the most recent release.