

PRODUCT DATASHEET

SUN@Home Classic B 25 E14 TW

Sun@Home Lamps | Lamps with Human Centric Lighting Technology



Areas of application

- Indoor applications
- Outdoor use in suitable outdoor luminaires only

Product benefits

- Enable increased concentration and efficiency
- Improve overall activity level and daytime alertness
- Improve sleeping rhythm and –intensity
- Improve optic convenience
- Enables an improved level of clean-air-safety by killing residential germs and bad odors
- Easy to install and use
- Contains no mercury
- Lower energy consumption than incandescent or halogen lamps

Product features

- Adjustable color temperature via Tunable White: 2,200...5,000 K
- Controllable via LEDVANCE SMART+ App (with minimum Android 8.0 or iOS 14.0)
- Controllable via Google Assistant and Amazon Alexa possible
- Dimmable
- Innovative Fullspectrum SunLike LEDs with CRI95



- SunLike LEDs with reduced Blue Light in LED Spectrum
- Innovative luminaire coating-technology fighting household germs and odors
- Automated biorhythm feature

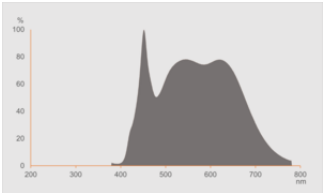
TECHNICAL DATA

Electrical data

Nominal wattage	4.9 W
Construction wattage	4.90 W
Nominal voltage	230 V
Nominal current	50 mA
Operating frequency	50...60 Hz
Mains frequency	50...60 Hz
Power factor λ	> 0.5
Claimed equiv. conventional lamp power	25 W
Operating mode	AC Mains

Photometrical data

Light color (designation)	Tunable White
Lumen main.fact.at end of nom.life time	0.95
Standard deviation of color matching	≤ 6 sdc _m
Nominal luminous flux	425 lm
Luminous flux	425 lm
Luminous efficacy	86 lm/W
Adjustable color temperature	2200...5000 K
Color temperature	2200...5000 K
Color rendering index Ra	95
Flickering metric (Pst LM)	≤ 1.0
Stroboscope effect metric (SVM)	0.4



SUN@HOME CLASSIC A B PAR16

Light technical data

Beam angle	220 °
------------	-------

Starting time	< 0.5 s
Warm-up time (60 %)	< 0.50 s

Dimensions & Weight

Product weight	34.6 g
Diameter	39.00 mm
Maximum diameter	39 mm
Length	114.00 mm
Width	39.00 mm
Height	39.00 mm
Outer bulb [PICOS]	B25

Lifespan

Number of switching cycles	100000
Lifespan	25000 h
Lumen maintenance at end of service lifetime	0.70

Colors & materials

Product color	White
Housing color	White

Temperatures & operating conditions

Ambient temperature range	-20...+40 °C
---------------------------	--------------

Additional product data

Mercury-free	Yes
Product remark	All technical parameters apply to the entire lamp / Due to the complex production process for light-emitting diodes, the typical values shown for the technical LED parameters are purely statistical values that do not necessarily match the actual technical parameters of each individual product, which can vary from the typical value
Base (standard designation)	E14

Capabilities

Dimmable	Yes ¹⁾
Compatible smart home technology	Google Assistant / Amazon Alexa

¹⁾ Via App

Certificates & Standards

Energy efficiency class	G ¹⁾
Energy consumption	5.00 kWh/1000h
Standards	CE
Type of protection	IP20

¹⁾ Energy efficiency class (EEC) on a scale of A (highest efficiency) to G (lowest efficiency)

Energy labelling regulation data acc EU 2019/2015

Lighting technology used	LED
Non-directional or directional	NDLS
Mains or non-mains	MLS
Light source cap-type (or other electric interface)	E14
Connected light source (CLS)	Yes
Color-tuneable light source	Yes
Envelope	No
High luminance light source	No
Anti-glare shield	No
Correlated colour temperature type	RANGE
Networked standby power for CLS	< 0.5 W
Claim of equivalent power	Yes
Chromaticity coordinate x	0.349
Chromaticity coordinate y	0.355
R9 Colour rendering index	> 0
Beam angle correspondence	SPHERE_360
Survival factor	0.9
LED light source replaces a fluorescent light source	No
EPREL ID	702578
Model number	AC32830

EQUIPMENT / ACCESSORIES







– Control via app or voice control requires compatible Smart home system

- For control via LEDVANCE SMART+ App, a smartphone or tablet is required (with minimum Android 8.0 or iOS 14.0)

Safety advice

- Do not touch the lamp if broken.
- Must not be used if outer bulb is defective.

DOWNLOAD DATA

Documents and certificates		Document name
	Extended installation guide	SUNATHOME
	Legal information	SUN@HOME
	Declarations of conformity	SUN@HOME SMART PAR16 CLA CLB WIFI
	Declarations of conformity	SUN@HOME SPOT CLASSIC A CLASSIC B
	EU Data Act	SMART WiFi Lamps and Luminaires
Photometric and lighting design files		Document name
	Spectral power distribution	SUN@HOME CLASSIC A B PAR16

LOGISTICAL DATA

Product code	Packaging unit (Pieces/Unit)	Dimensions (length x width x height)	Gross weight	Volume
4058075575813	Folding box 1	61 mm x 96 mm x 154 mm	110.00 g	0.90 dm ³
4058075575820	Shipping box 4	210 mm x 165 mm x 135 mm	561.00 g	4.68 dm ³

The mentioned product code describes the smallest quantity unit which can be ordered. One shipping unit can contain one or more single products. When placing an order, for the quantity please enter single or multiples of a shipping unit.

References / Links

- Further information and frequently asked questions (FAQs) at www.ledvance.com/consumer/smart/faq

DISCLAIMER

Subject to change without notice. Errors and omission excepted. Always make sure to use the most recent release.